


2013 IN REVIEW



▲ **PAC-12 DEFENSIVE PLAYER OF THE YEAR**
Junior Pat Valaika became the first player in UCLA history to win the Pac-12 Defensive Player of the Year award in 2013. The Valencia, Calif. native started every game at shortstop for the Bruins, committing only six errors in 277 chances. Valaika anchored a UCLA defense that posted a .984 fielding percentage in the CWS and set a school record with .980 fielding percentage.

▼ **SCHOOL RECORD 21 CONFERENCE WINS**
The Bruins tied a school record by winning 21 conference games in 2013. UCLA finished in the top three for the eighth consecutive season last year, the only Pac-12 team to have done so.



JOHN SAVAGE ►
Head coach John Savage became UCLA's all-time winningest postseason manager with UCLA's 3-0 win over Cal State Fullerton in the NCAA Super Regional round. Savage has a record of 32-14 in the postseason in his time at UCLA, leading the Bruins to three College World Series appearances in the last four years and one NCAA Championship. In 2013, Savage coached a pitching staff that posted a 2.55 ERA, sixth-best in the country and second-best in the conference.



◀ RECORD-SETTING SEASON

Closer David Berg enjoyed what may arguably be the finest season that any relief pitcher has had in NCAA history in 2013. He was named Pac-12 Pitcher of the Year, the NCBWA Stopper of the Year and was a first-team All-American and a Golden Spikes Award semifinalist. Berg led the Pac-12 with a 0.92 ERA and set an NCAA record with 24 saves last season, all while tying the NCAA Division I single-season record for appearances with 51. He also finished second in the nation in WHIP with a 0.85 mark and posted an undefeated 7-0 record.



▲ ON THE BASEPATHS

Brian Carroll led the Pac-12 with 32 stolen bases in 40 attempts in 2013. Carroll's 32 stolen bases were the 7th-most all-time by a UCLA player in a single season and the most since Dave Roberts had 45 in 1994.

▲ DYNAMIC DUO

Adam Plutko and Nick Vander Tuig combined to become the winningest pitching tandem in UCLA history in 2013, finishing their careers with 29 and 27 wins respectively. Vander Tuig won 14 games last year, tied for second on UCLA's all-time single-season list while Plutko won 10. Both players were named to the All-Pac-12 team All-CWS team as well.

OUTFIELD LEADER ►

Right-fielder Eric Filia was key in UCLA's run to the 2013 NCAA Championship, hitting .444 in the postseason. He batted at a .333 clip in the College World Series, knocking in eight runs, including five in the championship-clinching game against Mississippi State on June 25. Overall, Filia led UCLA with a .281 batting average in 2013 and a .387 on-base percentage. Filia was named to the 2013 NCAA Los Angeles Regional All-Tournament team and the All-CWS team for his efforts in the postseason.



BRENTON ALLEN

OF • 6-1 • 225 • Cerritos, Calif. (Gahr HS)



Helped lead UCLA to the postseason in each of his three years at the school, including the 2013 NCAA Championship...batted .258 in 68 games played (43 starts) in his career, recording two home runs and 15 RBI...played in 43 games, making 37 starts in 2013...batted .250 with three doubles, 16 runs, two home runs and 13 RBI...logged a .339 on-base percentage, drawing 13 walks and slugging .352...hit .250 in nine postseason games, scoring four runs and logging two RBI...played in 13 games in 2012, making six starts as the designated hitter...batted .286, going 4-for-14 with two doubles, five runs and two RBI...played in 12 games in 2011, contributing solely as a pinch-hitter during his freshman campaign...batted .300 with two walks in 12 plate appearances, going 3-for-10 with two runs.

2013 MLB Draft
20th Round Selection



2010 MLB Draft
9th Round Selection



RYAN DEETER

RHP • 6-0 • 180 • Newark, Calif. (Newark HS)



Made 62 appearances, all in relief, in four seasons at UCLA (2010-13)...compiled a career record of 3-0 with an ERA of 2.68 and 43 strikeouts...made 21 appearances in 2013, going 2-0 with a 4.24 ERA and 10 strikeouts in 17 innings pitched while helping UCLA win the 2013 NCAA Championship...became UCLA's first ever recipient of the NCAA Elite 89 Award, given out to the student-athlete with the highest cumulative GPA participating at the finals site for each of the NCAA's 89 championships...earned Capital One Academic All-District VIII Team and first-team Pac-12 All-Academic honors for the second consecutive year Made 36 appearances in 2012, helping UCLA reach the College World Series...went 1-0 with a 0.89 ERA, recording 26 strikeouts and 18 walks in 30.1 innings as a setup reliever...earned Capital One Academic All-District VIII Team honors and was named a first-team Pac-12 All-Academic selection...tied for second in the conference with 36 appearances...0.89 ERA ranks as the second-lowest ERA in a single-season in UCLA history...made five appearances in 2011...did not record a decision, posting a 7.11 ERA with seven strikeouts and three walks in 6.1 innings...redshirted the season in 2010.

2013 MLB Draft
32nd Round Selection



ADAM PLUTKO

RHP • 6-3 • 192 • Glendora, Calif. (Glendora HS)



Finished his three-year career with the second-most wins in school history (29)...also made the second-most starts (52) and logged the second-most innings pitched (351.1)...his career ERA of 2.25 and 272 career strikeouts both rank seventh on UCLA's all-time lists...finished his career with the most postseason wins (7), games started (8), innings pitched (57.2) and lowest ERA (0.94) in school history...is one of just four players in UCLA history to earn All-Pac-12 honors three years in a row...combined with teammate Nick Vander Tuig to compile the most pitching wins by two teammates in program history (56)...finished his career with a record of 29-10, posting an ERA of 2.25 and 272 strikeouts...led UCLA to two College World Series appearances and one national championship in his three years at the school...went 10-3 in 19 starts as UCLA's Friday starter in 2013, leading the Bruins to their first NCAA Championship in program history...compiled 81 strikeouts in 124 innings pitched...ranked in the top-10 in the Pac-12 in numerous categories, including eighth in ERA (2.25), fourth in innings pitched (124), seventh in strikeouts (81) and sixth in wins (10)...in four postseason starts, went 3-0 with a 1.00 ERA and a .206 opposing batting average...went 2-0 in two starts at the College World Series, posting a 1.38 ERA...named the College World Series Most Outstanding Player...went 12-3 with a 2.48 ERA in 18 starts as UCLA's Friday night starting pitcher in 2012, leading UCLA to its second College World Series appearance in three years...totaled 99 strikeouts and 47 walks in a team-high 119.2 innings...captured third-team All-America honors from Baseball America and second-team All-America acclaim from Perfect Game USA...went 7-4 with a 2.01 ERA in 16 appearances (15 starts) in a terrific freshman campaign in 2011...secured Freshman All-America acclaim from Louisville Slugger/Collegiate Baseball and the NCBWA...posted a 2.01 ERA, the second-lowest mark in the Pac-10 Conference.

2013 MLB Draft
11th Round Selection



2010 MLB Draft
6th Round Selection



CODY REGIS

INF • 6-2 • 235 • Glendora, Calif. (Glendora HS)



Played in at least 54 games in each of his four seasons at UCLA...finished his career as UCLA's career postseason leader in games played (34), at-bats (120), runs scored (tied, 20), home runs (tied, 5), walks (20) and RBI (22)...is the only UCLA player to ever play in three College World Series...drew the fourth-most walks in school history (129)...helped UCLA reach the postseason in all four of his years at the school, marking the first time UCLA has reached the postseason in four straight seasons...hit .268 with 16 home runs, 39 doubles, four triples, 137 RBI and 111 runs in 232 games played in his four-year career...slugged .396 and posted a career on-base percentage of .379 as well...led UCLA to the 2013 NCAA Championship, playing in 54 games and making 51 starts...batted .234 with 19 runs, eight doubles and 29 RBI...drew 30 walks while slugging .281 and posting an on-base percentage of .350...played in 60 games, making 58 starts in 2012 while helping UCLA reach the College World Series...batted .239 with one home run, one triple, four doubles, 25 RBI and 31 runs...registered a .361 on-base percentage...ranked fourth on the team with a .330 batting average in Pac-12 games, going 29-for-88 with 13 RBI and 18 runs...played in 57 games in 2011, making 56 starts at third base...batted .284 with a team-leading six home runs and 45 RBI...also led UCLA with a .448 slugging percentage...played in 61 games in 2010, making 53 starts and leading UCLA to the College World Series Finals...batted .312 with nine home runs, one triple, 17 doubles, 47 RBI and 41 runs...earned honorable mention All-Pac-10 Team accolades...secured All-Tournament Team honors at the College World Series and NCAA Los Angeles Regional.

PAT VALAIKA

INF • 5-11 • 206 • Valencia, Calif. (Hart HS)



Helped UCLA reach the College World Series in two of his three seasons at the school, leading the Bruins to the 2013 NCAA Championship...hit .254 with 35 doubles, seven triples, seven home runs, 107 RBI and 90 runs in his career...started all 66 games at shortstop in 2013...batted .253 while leading the team in slugging percentage (.394), RBI (48), doubles (tied, 14), triples (3), home runs (5), sacrifice flies (6) and walks (33)...became the first UCLA player to win Pac-12 Defensive Player of the Year honors...was also named to the Division I Rawlings Gold Glove Team...All-Pac-12 selection and first-team ABCA All-West Region selection...was named as one of 14 semifinalists for the Brooks Wallace Award...led the Pac-12 with 202 assists...finished second on the team with 18 multi-hit games and nine multi-RBI games...started 61 games at shortstop, helping UCLA reach the College World Series in 2012...batted .266 with one home run, four triples, 11 doubles, 39 RBI and 37 runs...recorded a .319 on-base percentage and stole five bases in six attempts...played in 53 games, making 50 starts at shortstop in 2011...batted .238, totaling one home run, 10 doubles, 21 runs and 20 RBI...registered 10 two-hit games and six multiple-RBI efforts...led UCLA to the postseason in all three of seasons in Westwood.

2013 MLB Draft
9th Round Selection



NICK VANDER TUIG

RHP • 6-3 • 195 • Oakdale, Calif. (Oakdale HS)



Finished his three-year career with the third-most wins in school history (27)...14 wins in 2013 rank as the second-most by a UCLA player in a single-season...appeared in 10 postseason games, starting seven of them and going 6-2 with a 2.13 ERA...10 postseason appearances rank second all-time in UCLA history...owns the sixth-lowest career postseason ERA (2.13) and second-most wins (6) and innings pitched (50.2) in school history...combined with teammate Adam Plutko to compile the most pitching wins by two teammates in program history (56)...helped UCLA reach the postseason in each of his three seasons in Westwood...led UCLA to the 2012 College World Series and 2013 NCAA Championship...made 19 starts in 2013, serving as UCLA's Saturday starter all year...went 14-4 with a 2.16 ERA, logging a team-leading 93 strikeouts and allowing 18 walks...ranked in the top-10 in the Pac-12 in numerous categories, including seventh in ERA (2.16), ninth in opposing batting average (.229), third in innings pitched (129), fourth in strikeouts (93) and first in wins (tied, 14)...18 walks were also the eighth-fewest allowed in the Pac-12...was named to the All-Pac-12 team...threw at least six innings in 17 of his 19 starts...went 4-0 in four postseason starts, logging a 1.65 ERA and 19 strikeouts in 27.1 innings pitched...won the NCAA Championship-clinching game on June 25 vs. Mississippi State, pitching eight shutout innings and striking out six...named to the All-CWS Team...made 18 starts in 2012, serving as UCLA's No. 2 starting pitcher...went 10-4 with a 4.43 ERA, recording 77 strikeouts and 25 walks in 109.2 innings...went 2-1 with a 2.21 ERA, 24 strikeouts and three walks in 20.1 innings through three postseason starts...earned All-Tournament Team honors at the NCAA Los Angeles Regional...limited the opposition to three runs or fewer in 10 of his 18 starts...made 28 relief appearances in 2011, serving as UCLA's closer during his freshman campaign...went 3-4 with a 2.90 ERA, logging nine saves in 14 opportunities...registered 31 strikeouts and eight walks in 31.0 innings, limiting the opposition to a .250 batting average...secured honorable mention All-Pac-10 team honors.

2013 MLB Draft
6th Round Selection



2010 MLB Draft
39th Round Selection



ZACK WEISS

RHP • 6-3 • 210 • Irvine, Calif. (Northwood HS)



Posted a career record of 10-7 in three seasons at UCLA, recording a 3.25 ERA and 124 strikeouts in 82 appearances (22 starts)...82 career appearances rank ninth on UCLA's all-time appearances list...appeared in 43 games in 2013, all in relief...served primarily as UCLA's eighth-inning setup man while helping lead UCLA to the 2013 NCAA Championship...went 2-1 with a 2.25 ERA and 27 strikeouts in 40 innings pitched...honorable mention Pac-12 All-Academic selection...43 appearances were second-most in the nation to teammate David Berg's 51 and rank as the third-most in a single-season in UCLA history...made 17 appearances, including 13 starts in 2012 while helping UCLA reach the College World Series...went 3-3 with a 4.28 ERA, logging 44 strikeouts and 32 walks in 69.1 innings...served as UCLA's No. 3 starting pitcher in the weekend rotation...made 22 appearances, including nine starts in 2011...went 5-3 with a 2.86 ERA, recording 53 strikeouts and 22 walks in 66.0 innings...served as UCLA's primary midweek starting pitcher, in addition to contributing from the bullpen...secured Freshman All-America honors from Louisville Slugger/Collegiate Baseball...as a starting pitcher, went 4-3 with a 2.55 ERA in 49.1 innings (nine starts), recording 38 strikeouts and 13 walks while limiting the opposition to a .199 batting average...as a relief pitcher, went 1-0 with a 3.78 ERA in 16.2 innings (13 appearances), totaling 15 strikeouts and nine walks.

2013 MLB Draft
6th Round Selection



2010 MLB Draft
10th Round Selection



DRAFTED/GRADUATED PLAYERS

Brenton Allen's Career Stats

YEAR	AVG	GP-GS	AB	R	H	2B	3B	HR	RBI	TB	SLG	BB	HBP	SO	GDP	OBP	SF	SH	SB-ATT	PO	A	E	FLD
2011 (Fr.)	.300	12-0	10	2	3	0	0	0	0	3	.300	2	0	6	1	.417	0	0	0-0	0	0	0	.000
2012 (So.)	.286	13-6	14	5	4	2	0	0	2	6	.429	6	1	6	0	.524	0	0	0-1	0	0	0	.000
2013 (Jr.)	.250	43-37	108	16	27	3	1	2	13	38	.352	13	2	40	2	.339	1	5	1-2	49	0	1	.980
TOTALS	.258	68-43	132	23	34	5	1	2	15	47	.356	21	3	52	3	.369	1	5	1-3	49	0	1	.980

Ryan Deeter's Career Stats

YEAR	ERA	W-L	APP	GS	CG	SHO/CBO	SV	IP	H	R	ER	BB	SO	2B	3B	HR	BF	OAV	WP	HBP	SFA	SHA	BK
2011 (R-Fr.)	7.11	0-0	5	0	0	0/1	0	6.1	8	5	5	3	7	1	0	0	31	.308	0	2	0	0	0
2012 (R-So.)	0.89	1-0	36	0	0	0/1	0	30.1	20	7	3	18	26	4	0	0	127	.196	0	2	2	3	1
2013 (R-Jr.)	4.24	2-0	21	0	0	0/1	0	17.0	12	8	8	12	10	2	1	1	81	.194	3	6	1	0	1
TOTALS	2.68	3-0	62	0	0	0/3	0	53.2	40	20	16	33	43	7	1	1	239	.211	3	10	3	3	2

Adam Plutko's Career Stats

YEAR	ERA	W-L	APP	GS	CG	SHO/CBO	SV	IP	H	R	ER	BB	SO	2B	3B	HR	BF	OAV	WP	HBP	SFA	SHA	BK
2011 (Fr.)	2.01	7-4	16	15	1	1/1	0	107.2	73	28	24	24	92	14	1	3	425	.193	2	5	3	15	0
2012 (So.)	2.48	12-3	18	18	2	2/3	0	119.2	91	35	33	47	99	13	2	7	490	.215	2	6	2	12	0
2013 (Jr.)	2.25	10-3	19	19	1	0/1	0	124.0	92	35	31	30	81	20	4	6	496	.207	2	9	3	10	3
TOTALS	2.25	29-10	53	52	4	0/3	0	351.1	256	98	88	101	272	47	7	16	1411	.206	6	20	8	37	3

Cody Regis's Career Stats

YEAR	AVG	GP-GS	AB	R	H	2B	3B	HR	RBI	TB	SLG	BB	HBP	SO	GDP	OBP	SF	SH	SB-ATT	PO	A	E	FLD
2010 (Fr.)	.312	61-53	189	41	59	17	1	9	47	105	.556	35	1	46	5	.420	1	6	7-7	45	90	12	.918
2011 (So.)	.284	57-56	194	20	55	10	2	6	45	87	.448	34	1	56	2	.381	7	6	4-7	31	73	11	.904
2012 (Jr.)	.239	60-58	188	31	45	4	1	1	25	54	.287	30	8	46	2	.361	4	3	3-5	132	59	6	.970
2013 (Sr.)	.234	54-51	171	19	40	8	0	0	20	48	.281	30	1	36	0	.350	1	4	1-7	133	108	3	.988
TOTALS	.268	232-218	742	111	199	39	4	16	137	294	.396	129	11	184	9	.379	13	19	15-26	341	330	32	.954

Pat Valaika's Career Stats


YEAR	AVG	GP-GS	AB	R	H	2B	3B	HR	RBI	TB	SLG	BB	HBP	SO	GDP	OBP	SF	SH	SB-ATT	PO	A	E	FLD
2011 (Fr.)	.238	53-50	160	21	38	10	0	1	20	51	.319	11	8	26	3	.318	0	7	2-6	39	103	10	.934
2012 (So.)	.266	61-61	229	37	61	11	4	1	39	83	.362	17	2	32	8	.319	3	9	5-6	69	183	12	.955
2013 (Jr.)	.253	66-66	249	32	63	14	3	5	48	98	.394	33	6	44	4	.347	6	4	8-11	67	204	6	.978
TOTALS	.254	180-177	638	90	162	35	7	7	107	232	.364	61	16	102	15	.330	9	20	15-23	175	490	28	.960

Nick Vander Tuig's Career Stats

YEAR	ERA	W-L	APP	GS	CG	SHO/CBO	SV	IP	H	R	ER	BB	SO	2B	3B	HR	BF	OAV	WP	HBP	SFA	SHA	BK
2011 (Fr.)	2.90	3-4	28	0	0	0/3	9	31.0	29	13	10	8	31	6	0	0	130	.250	3	1	0	5	0
2012 (So.)	4.43	10-4	18	18	0	0/0	0	109.2	121	60	54	25	77	24	0	13	480	.277	1	8	5	5	2
2013 (Jr.)	2.16	14-4	19	19	2	1/4	0	129.0	108	34	31	18	93	20	0	4	509	.229	10	8	3	8	0
TOTALS	3.17	27-12	65	37	2	1/7	9	269.2	258	107	95	51	201	50	0	17	1119	.252	14	17	8	18	2

Zack Weiss's Career Stats

YEAR	ERA	W-L	APP	GS	CG	SHO/CBO	SV	IP	H	R	ER	BB	SO	2B	3B	HR	BF	OAV	WP	HBP	SFA	SHA	BK
2011 (Fr.)	2.86	5-3	22	9	0	0/3	0	66.0	44	24	21	22	53	7	0	1	271	.191	5	15	1	3	1
2012 (So.)	4.28	3-3	17	13	0	0/0	0	69.1	73	42	33	32	44	12	2	7	320	.274	4	10	3	9	0
2013 (Jr.)	2.25	2-1	43	0	0	0/5	0	40.0	36	13	10	12	27	5	1	1	176	.243	6	10	3	3	1
TOTALS	3.29	27-12	82	22	0	0/8	0	175.1	153	79	64	66	124	24	3	9	767	.238	15	35	7	15	2



Pat Valaika




Zack Weiss



Adam Plutko



Nick Vander Tuig



Cody Regis



Ryan Deeter

UCLA BASEBALL SIGNS NINE PLAYERS FOR 2014-15

UCLA head coach John Savage signed nine standout players to National Letters of Intent during the early signing period in November of 2013. Aided by assistant coaches Rex Peters, Jake Silverman and T.J. Bruce, the Bruins' latest recruiting class features six pitchers and three position players.

Name	Position	B/T	Ht.	Wt.	Hometown (High School)
Brady Aiken	LHP	L/L	6-3	210	Cardiff by the Sea, Calif. (Cathedral Catholic HS)
Sean Bouchard	INF	R/R	6-3	180	San Diego, Calif. (Cathedral Catholic HS)
Griffin Canning	RHP	R/R	6-1	165	Coto de Caza, Calif. (Santa Margarita HS)
Nathan Hadley	RHP	R/R	5-11	180	Encino, Calif. (Loyola HS)
Grant Hockin	RHP	R/R	6-1	185	Pomona, Calif. (Damien HS)
Josh Morgan	INF	R/R	5-11	175	Corona, Calif. (Orange Lutheran HS)
Jacob Nix	RHP	R/R	6-3	200	Los Alamitos, Calif. (Los Alamitos HS)
Matt Trask	RHP	R/R	6-3	205	Davis, Calif. (Davis HS)
Nick Valaika	INF	R/R	5-11	180	Valencia, Calif. (Hart HS)

Brady Aiken

LHP – 6-3, 210 – L/L – Cardiff by the Sea, Calif. (Cathedral Catholic HS)

Three-year varsity baseball letterwinner at Cathedral Catholic High School (San Diego, Calif.) under head coach Gary Remiker ... ranked No. 9 on Baseball America's Top 50 Prospects for the 2014 MLB Draft ... ranked No. 24 on Perfect Game USA's list of Top 500 High School prospects for 2014 ... competed for the U.S. 18U National Team at the 18U World Cup in Taiwan, leading the team to its second straight World Cup title ... delivered a great performance in the 2013 IBAF 18U/AAA World Cup championship game against Japan, pitching seven innings and allowing one run on five hits while striking out 10 to earn the win ... received International Performance of the Year honors from USA Baseball for his game against Japan ... also picked up the victory vs. Korea in a must-win game four days prior to the Championship game, pitching 5.2 innings and striking out seven ... played for the Milwaukee Brewers squad at the 2012 and 2013 Area Code Games in Long Beach, Calif. ... struck out eight batters in just three innings of work at the 2013 Area Code Games, allowing only two balls to be in play in his start ... named the No. 6 prospect from the 2013 Area Code Games by Baseball America ... two-time Under Armour and Perfect Game Underclass All-American ... also played for the U.S. 16U and 14U National Teams ... participated in the 2013 Tournament of the Stars in Cary, N.C. ... struck out seven batters in three innings at the tournament without surrendering a hit ... pitched in the 2013 Perfect Game All-American Classic Presented by Rawlings at Petco Park in San Diego, Calif. ... 2013 second-team All-State Underclass selection ... went 5-3 in 10 games (nine starts) as a junior at Cathedral Catholic, tossing three complete games in 53.1 innings ... logged 80 strikeouts to just 25 walks while recording a 0.92 ERA as well ... opposing batters hit just .162 against him in 2013 ... posted a 6-1 record with a 1.32 ERA as a sophomore on varsity, fanning 69 hitters in 47.2 innings pitched ... allowed hitters to post just a .170 batting average against him in 2012.

Head Coach John Savage: "Brady is one of the top left-handed pitchers in the country. He has established himself both on the national and international level and has the ability to be an impact pitcher in a rotation right away with the three above-average pitches he possesses."

Sean Bouchard

INF – 6-3, 180 – R/R – San Diego, Calif. (Cathedral Catholic HS)

Two-year varsity baseball letterwinner at Cathedral Catholic High School (San Diego, Calif.) under head coach Gary Remiker ... ranked No. 58 on Perfect Game USA's list of Top 500 High School prospects for 2014 ... batted .316 with 16 runs, nine RBI, one double and one home run as a junior in 2013 ... posted an on-base percentage of .391 and stole seven bases as well ... 2013 third-team Perfect Game Underclass All-American ... played for the Milwaukee Brewers squad at the 2013 Area Code Games in Long Beach, Calif. ... also competed at the 2013 Perfect Game All-American Classic Presented by Rawlings at Petco Park in San Diego, Calif. ... played in the 2013 Perfect Game National Showcase in Minneapolis, Minn. ... 2013 UT-San Diego All-Academic Baseball Team selection.

Head Coach John Savage: "Sean is a very good athlete who we look for to play on the left side of the infield. He has all of the tools you are looking for in an impact freshman and we are very excited for what the future holds for him."

Griffin Canning

RHP – 6-1, 185 – R/R – Coto de Caza, Calif. (Santa Margarita HS)

Two-year varsity baseball letterwinner at Santa Margarita Catholic High School (Santa Margarita, Calif.) under head coach Dave Bacani ... ranked No. 202 on Perfect Game USA's list of Top 500 High School prospects for 2014 ... pitched in the 2013 Tournament of the Stars in Cary, N.C., earning the win for the Babe Ruth team on June 19 with two innings of scoreless relief ... was one of 40 players selected to attend the USA Baseball 18U National Team Trials ... in two outings during the team trials, pitched five innings, allowing just one hit and one unearned run while striking out six ... 2013 third-team Perfect Game Underclass All-American ... made 15 appearances as a junior in 2013, going 5-2 with a 1.78 ERA while leading Santa Margarita to the quarterfinals of the CIF-SS playoffs ... pitched 86.1 innings in 2013, fanning 60 batters while walking only 15 ... appeared in 13 games as a sophomore in 2012, making 12 starts and posting a 4-7 record with a 2.30 ERA ... tossed five complete games and recorded one shutout in 67 innings pitched ... logged 50 strikeouts while walking just seven ... participated in the 2012 17U USA Baseball National Team Development Program ... pitched in nine games as a freshman in 2011, posting a 6-2 record with a 0.90 ERA.

Head Coach John Savage: "Griffin has terrific pitch ability and is one of the top competitors in Southern California. He is pitch ready, has very good command of his fastball and possesses an above-average changeup. Griffin pitches in one of the toughest leagues in the Trinity League in Orange County and will have a significant role on our staff in the future."

Nathan Hadley

RHP – 5-11, 180 – R/R – Encino, Calif. (Loyola HS)

Earned two varsity letters in baseball at Loyola High School (Los Angeles, Calif.) under head coach Mike Cordero ... ranked No. 312 on Perfect Game USA's list of Top 500 High School prospects for 2014 ... pitched in 14 games for Loyola as a junior in 2013, making one start ... posted a 5-3 record with three saves and a 2.62 ERA in 45.1 innings pitched ... logged 45 strikeouts in his 45.1 innings of work as well ... one start came in the CIF-SS second round against Lakewood, where he pitched a complete game, allowing one earned run on four hits in a 6-3 victory ... 2013 honorable mention Perfect Game Underclass All-American ... pitched for the Milwaukee Brewers squad at the 2013 Area Code Games in Long Beach, Calif. ... also pitched at the 2013 Tournament of the Stars in Cary, N.C., competing for the RBI team ... made the start for RBI at the Tournament of the Stars on June 23, striking out five in three innings ... 2013 second-team All-State Underclass selection ... 2013 first-team All-Mission League selection ... appeared in six games as a sophomore in 2012 (all in relief), going 1-0 with one save ... did not allow a run in 6.2 innings pitched while fanning three.

Head Coach John Savage: "Nathan established himself this summer as one of the top right-handed pitchers in Southern California and is a fierce competitor that will bring an attitude to the mound. He has a big-time arm and we look for him to be an immediate impact pitcher in our program."

Grant Hockin

RHP – 6-1, 185 – R/R – Pomona, Calif. (Damien HS)

Three-year varsity baseball letterwinner at Damien High School (La Verne, Calif.) under head coach Al Leyva ... ranked No. 132 on Perfect Game USA's list of Top 500 High School prospects for 2014 ... pitched at the 2013 Tournament of the Stars in Cary, N.C., competing for the AABC team ... went 7-3 with a 1.96 ERA and 96 strikeouts as a junior in 2013, logging 75 innings pitched ... made 13 appearances in 2012, posting an 8-3 record with a 2.10 ERA ... two-time Perfect Game Underclass All-American (2012 and 2013) ... pitched at the 2012 and 2013 Area Code Games in Long Beach, Calif., pitching the Milwaukee Brewers squad ... also competed at the 2013 Perfect Game National Showcase in Minneapolis, Minn. and the 2013 Under Armour All-America game at Wrigley Field in Chicago, Ill. ... struck out 70 batters in 70 innings pitched that season ... pitched 6.2 innings as a freshman on varsity, recording one win in three appearances ... participated in the USA Baseball 16U National Team Trials in 2011.

Head Coach John Savage: "Grant is one of the best right-handed pitchers in the country. Like Griffin Canning, he has high pitch ability with a plus fastball and we look forward to having Grant become a Bruin next fall."

Josh Morgan

INF – 5-11, 175 – R/R – Corona, Calif. (Orange Lutheran HS)

Three-year baseball letterwinner at Orange Lutheran High School (Orange, Calif.) under head coach Eric Borba ... ranked No. 51 on Perfect Game USA's list of Top 500 High School prospects for 2014 ... batted .326 with 15 runs, five RBI, three doubles and four stolen bases as a junior in 2013 ... recorded an on-base percentage of .420 and a slugging percentage of .395 ... logged one save in his only pitching appearance as well ... 2013 first-team Perfect Game Underclass All-American ... played for the Milwaukee Brewers squad at the 2013 Area Code Games in Long Beach, Calif. ... also competed at the 2013 Perfect Game National Showcase in Minneapolis, Minn. ... hit .316 with 15 runs, 15 RBI, two doubles and a home run as a sophomore in 2012, leading Orange Lutheran to the Trinity League title ... participated in the USA Baseball 17U National Team Development Program in 2012 ... batted at a .233 clip with four doubles as a freshman on varsity in 2011.

Head Coach John Savage: "Josh is a terrific young infielder with all of the skills you are looking for in an impact player. He has taken a big step forward this past summer and fall and should be able to step in and play a major role in our program as a freshman."

Jacob Nix

RHP – 6-3, 200 – R/R – Los Alamitos, Calif. (Los Alamitos HS)

Three-year letterwinner in baseball at Los Alamitos High School (Los Alamitos, Calif.) under head coach Matt Nuez ... ranked No. 60 on Perfect Game USA's list of Top 500 High School prospects for 2014 ... competed at the 2013 USA Baseball 18U National Team Trials ... made the final cut and pitched for the U.S. 18U National Team at the 18U World Cup in Taiwan, leading the team to its second straight World Cup title ... earned the win in an exhibition game against Chinese Taipei on Aug. 27, 2013, pitching 2.1 innings of hitless relief while striking out two ... helped the U.S. earn a 6-5 win over Cuba in the 18U World Cup on Sept. 2 with 5.2 innings of scoreless relief ... 2013 third-team Perfect Game Underclass All-American ... pitched for the Milwaukee Brewers squad at the 2013 Area Code Games in Long Beach, Calif. ... also competed at the 2013 Tournament of the Stars in Cary, N.C., playing for the Babe Ruth squad ... played at the 2013 Perfect Game National Showcase in Minneapolis, Minn. ... 2013 All-Sunset League selection ... went 8-0 with a 1.97 ERA and 41 strikeouts as a sophomore in 2012, leading Los Alamitos to the Sunset League title ... 2012 Sunset League Pitcher of the Year ... 2012 second-team All-Orange County selection ... struck out 10 in a complete game one-hitter against El Toro in the 2012 CIF-SS Quarterfinals ... pitched a no-hitter in 2012.

Head Coach John Savage: "Jacob is a power right-handed pitcher who has elevated his game over the last nine months. Along with Brady Aiken, he led the 18U USA Baseball team to a Gold medal at the World Cup this past summer and proved himself to be one of the top right-handers in the country. Jacob, along with the rest of the pitchers in this class, will comprise the best pitching class going into college next season in my opinion."

Matt Trask

RHP – 6-3, 205 – R/R – Davis, Calif. (Davis HS)

Two-year baseball letterwinner at Davis High School (Davis, Calif.) under head coach Dan Ariola ... ranked No. 275 on Perfect Game USA's list of Top 500 High School prospects for 2014 ... posted a 7-2 in 11 appearances, logging a 1.52 ERA with three complete games in 55.1 innings as a junior in 2013 ... batted .413 with 13 runs, 20 RBI, eight doubles and a .511 on-base percentage as well ... named to the All-Nor-Cal first team and the Cal Hi Sports All-State second team ... pitched at the 2013 Perfect Game WWBA 18U Championship, earning All-Tournament honors ... competed at the 2013 Area Code Games in Long Beach, Calif., playing for the Oakland A's squad ... 2013 third-team Perfect Game Underclass All-American and 2012 Underclass honorable mention selection ... went 3-3 with a 1.72 ERA in 10 appearances (seven starts) as a sophomore in 2012.

Head Coach John Savage: "Matt is one of the best right-handed pitchers in Northern California. He comes from a very good program at Davis High School and has a chance to play a major role as a freshman in our staff next year."

Nick Valaika

INF – 5-11, 180 – R/R – Valencia, Calif. (Hart HS)

Two-year varsity baseball letterwinner at Hart High School (Valencia, Calif.) under head coach Jim Ozella ... ranked No. 234 on Perfect Game USA's list of Top 500 High School prospects for 2014 ... brother Pat played at UCLA from 2011-13, winning the NCAA Championship with the squad this past season ... played for the Milwaukee Brewers squad at the 2013 Area Code Games in Long Beach, Calif. ... also competed at the 2013 Tournament of the Stars in Cary, N.C., playing for the Babe Ruth squad ... 2013 third-team Perfect Game Underclass All-American and 2012 Underclass honorable mention selection ... batted at a .316 clip as a sophomore in 2012, missing most of the season with a knee injury.

Head Coach John Savage: "Nick comes from one of the best baseball families in Southern California and also plays for one of the best baseball programs in Southern California. Coach Ozella has proven that they can produce top notch players both at the collegiate level as well as the professional level. We have had very good players come from Hart High School in Trevor Brown, Trevor Bauer (Golden Spikes Award Winner 2011) and Pat Valaika (captain of the 2013 National Championship team) and we believe that Nick will continue that tradition for us next year."

UCLA'S RECRUITING CLASS RANKINGS UNDER JOHN SAVAGE

Publication	'05	'06	'07	'08	'09	'10	'11	'12	'13
Baseball America	5	13	7	7	19	3	NR	2	NR
Collegiate Baseball	9	18	5	6	35	4	39	2	16

UCLA'S RECRUITING CLASS BREAKDOWN UNDER JOHN SAVAGE

Recruits	'05	'06	'07	'08	'09	'10	'11	'12	'13
Total Newcomers	17	13	12	9	14	9	13	12	8
MLB Draftees	4	4	5	1	4	6	2	5	4
AFLAC All-Americans	0	2	2	2	1	0	0	0	0

2013 SEASON STATS

GAME-BY-GAME RESULTS

Record: 49-17 Home: 27-9 Away: 17-8 Neutral: 5-0 Pac-12: 21-9 Postseason: 10-0

Date	W/L	Score	Record	Opponent (Rank)	UCLA Pitcher of Record	Attendance	Time
Feb. 15	L	6-2 (10)	0-1	Minnesota	Poteet L 0-1	841	3:33
Feb. 16	W	14-0	1-1	Minnesota	Vander Tuig W 1-0	818	2:50
Feb. 17	W	14-1	2-1	Minnesota	Watson W 1-0	847	3:03
Feb. 22	W	4-3	3-1	at Baylor	Plutko W 1-0	2,715	3:55
Feb. 23	L	5-0	3-2	at Baylor	Vander Tuig L 1-1	3,085	3:16
Feb. 24	W	5-4	4-2	at Baylor	Berg W 1-0	2,667	3:20
Feb. 26	W	12-3	5-2	at UC Santa Barbara	Poteet W 1-1	425	3:10
March 1	W	6-3	6-2	Wright State	Plutko W 2-0	515	2:39
March 2	W	4-2	7-2	Wright State	Vander Tuig W 2-1	562	2:35
March 3	W	10-2	8-2	Wright State	Watson W 2-0	609	2:55
March 5	W	3-2	9-2	at Long Beach State	Deeter W 1-0	1,322	4:14
March 8	W	2-1 (10)	10-2	Notre Dame (22)	Berg W 2-0	620	2:52
March 9	L	4-0	10-3	Oklahoma (17)	Vander Tuig L 2-2	866	2:52
March 10	W	6-1	11-3	USC	Watson W 3-0	2,157	3:06
March 12	W	5-4	12-3	at Cal State Northridge	Weiss W 1-0	653	3:29
March 15	W	3-2 (15)	13-3	Washington*	Ehret W 1-0	428	5:35
March 16	W	5-0	14-3	Washington*	Vander Tuig W 3-2	503	2:47
March 17	W	3-0	15-3	Washington*	Watson W 4-0	613	3:06
March 22	L	5-1	15-4	California*	Plutko L 2-1	525	2:55
March 23	W	8-3	16-4	California*	Vander Tuig W 4-2	740	3:02
March 24	W	10-2	17-4	California*	Watson W 5-0	974	3:02
March 28	L	4-1	17-5	at Arizona State*	Plutko L 2-2	3,501	2:48
March 29	L	7-4	17-6	at Arizona State*	Poteet L 1-2	3,561	3:01
March 30	W	12-10 (10)	18-6	at Arizona State*	Berg W 3-0	2,870	4:10
April 2	L	9-6	18-7	Cal State Fullerton (4)	Poteet L 1-3	723	3:46
April 5	W	3-2	19-7	Oregon State* (6)	Plutko W 3-2	847	3:10
April 6	L	5-0	19-8	Oregon State* (6)	Vander Tuig L 4-3	1,001	3:17
April 7	L	5-2	19-9	Oregon State* (6)	Watson L 5-1	1,057	3:25
April 9	W	5-1	20-9	Hawaii	Poteet W 2-3	465	2:34
April 12	W	2-0	21-9	Loyola Marymount	Plutko W 4-2	510	3:22
April 13	W	3-1	22-9	Loyola Marymount	Vander Tuig W 5-3	592	2:48
April 14	L	4-1	22-10	Loyola Marymount	Watson L 5-2	714	3:16
April 16	W	6-4 (12)	23-10	at UC Irvine	Berg W 4-0	1,041	3:51
April 19	W	1-0	24-10	at Oregon* (10)	Plutko W 5-2	1,917	2:54
April 20	W	1-0	25-10	at Oregon* (10)	Vander Tuig W 6-3	3,181	2:31
April 21	L	5-3	25-11	at Oregon* (10)	Watson L 5-3	2,137	2:49
April 23	L	11-1	25-12	Long Beach State	Poteet L 2-4	459	3:44
April 26	W	7-6 (11)	26-12	at Washington State*	Berg W 5-0	873	4:10
April 27	W	10-1	27-12	at Washington State*	Vander Tuig W 7-3	1,117	2:31
April 28	L	4-3	27-13	at Washington State*	Weiss L 1-1	781	3:20
April 30	W	8-1	28-13	UC Irvine	Poteet W 3-4	459	3:12
May 3	W	5-2	29-13	Utah*	Plutko W 6-2	613	2:42
May 4	W	5-4	30-13	Utah*	Vander Tuig W 8-3	733	3:09
May 5	W	4-3	31-13	Utah*	Berg W 6-0	872	3:19
May 7	L	4-1	31-14	Cal State Northridge	Poteet L 3-5	489	3:29
May 10	W	10-2	32-14	Arizona*	Plutko W 7-2	844	3:18
May 11	W	7-1	33-14	Arizona*	Vander Tuig W 9-3	1,016	2:48
May 12	W	12-5	34-14	Arizona*	Deeter W 2-0	809	3:41
May 14	L	5-2	34-15	at Cal State Fullerton (4)	Poteet L 3-6	2,738	3:09
May 17	W	2-1	35-15	at USC*	Weiss W 2-1	796	3:17
May 18	W	7-6	36-15	at USC*	Vander Tuig W 10-3	871	3:32
May 19	W	5-2	37-15	at USC*	Watson W 6-3	1,106	3:10
May 21	W	2-1	38-15	UC Santa Barbara	Poteet W 4-6	653	2:26
May 24	L	2-1	38-16	at Stanford*	Plutko L 7-3	2,121	2:23
May 25	L	7-3	38-17	at Stanford*	Vander Tuig L 10-4	1,792	3:26
May 26	W	6-4	39-17	at Stanford*	Watson W 7-3	2,679	3:17
May 31	W	5-3	40-17	San Diego State ^{REG}	Plutko W 8-3	1,690	2:53
June 1	W	6-4	41-17	Cal Poly ^{REG}	Vander Tuig W 11-4	1,749	3:28
June 2	W	6-0	42-17	San Diego ^{REG}	Watson W 8-3	1,220	2:41
June 7	W	5-3 (10)	43-17	at Cal State Fullerton ^{SR}	Berg W 7-0	3,244	4:06
June 8	W	3-0	44-17	at Cal State Fullerton ^{SR}	Vander Tuig W 12-4	3,303	3:14
June 16	W	2-1	45-17	LSU ^{CWS}	Plutko W 9-3	26,344	3:10
June 18	W	2-1	46-17	North Carolina State ^{CWS}	Vander Tuig W 13-4	25,543	3:09
June 21	W	4-1	47-17	North Carolina ^{CWS}	Watson W 9-3	25,947	3:33
June 24	W	3-1	48-17	Mississippi State ^{CWS}	Plutko W 10-3	25,690	3:34
June 25	W	8-0	49-17	Mississippi State ^{CWS}	Vander Tuig W 14-4	27,127	3:20

* Pac-12 Conference game

RE NCAA Los Angeles Regional (at Jackie Robinson Stadium, UCLA)

SR NCAA Super Regional (at Jackie Robinson Stadium, UCLA)

CWS NCAA College World Series (at TD Ameritrade Park, Omaha, Neb.)

(ranking from Baseball America, week of game/series)

2013 SEASON STATS

Overall Batting Stats

Record: 49-17 Home: 27-9 Away: 17-8 Neutral: 5-0 Pac-12: 21-9 Postseason: 10-0

Player	AVG	GP-GS	AB	R	H	2B	3B	HR	RBI	TB	SLG	BB	HBP	SO	GDP	OBP	SF	SH	SB-AT	FLD%
Justin Hazard	.333	14-6	21	2	7	1	0	0	1	8	.381	3	0	4	0	.400	1	1	0-0	1.000
Eric Filia	.281	66-63	242	42	68	14	1	1	33	87	.360	32	11	22	4	.387	2	10	9-16	1.000
Kevin Kramer	.278	66-66	245	41	68	11	2	3	42	92	.376	30	14	47	2	.382	4	12	9-18	.953
Pat Gallagher	.274	56-48	175	20	48	7	0	1	20	58	.331	20	7	45	1	.368	2	7	0-1	.991
Brian Carroll	.258	66-66	244	50	63	3	2	0	20	70	.287	31	17	38	6	.380	0	14	32-40	.993
Trent Chatterton	.257	41-30	105	18	27	4	0	0	10	31	.295	12	5	16	1	.358	1	2	2-2	.954
Pat Valaika	.253	66-66	249	32	63	14	3	5	48	98	.394	33	6	44	4	.347	6	4	8-11	.978
Brenton Allen	.250	43-37	108	16	27	3	1	2	13	38	.352	13	2	40	2	.339	1	5	1-2	.980
Cody Regis	.234	54-51	171	19	40	8	0	0	20	48	.281	30	1	36	0	.350	1	4	1-7	.988
Kevin Williams	.227	42-36	128	15	29	4	1	1	12	38	.297	14	3	36	3	.317	0	3	4-5	1.000
Shane Zeile	.226	61-57	199	22	45	9	0	2	20	60	.302	23	8	39	2	.326	3	9	2-5	.991
Ty Moore	.219	28-19	73	10	16	4	1	0	10	22	.301	7	2	20	3	.301	1	0	0-1	.975
Christoph Bono	.216	55-15	74	10	16	2	0	2	10	24	.324	9	5	27	1	.337	1	2	2-4	1.000
Chris Keck	.186	31-22	70	9	13	3	1	1	10	21	.300	13	0	10	1	.306	2	0	0-0	1.000
Darrell Miller Jr.	.143	10-6	14	1	2	1	0	0	3	3	.214	2	0	5	1	.235	1	0	0-0	.960
Tyler Scott	.111	6-1	9	1	1	0	0	0	2	1	.111	2	0	3	0	.273	0	0	0-0	.000
Brett Urabe	.083	25-5	12	4	1	0	0	1	4	4	.333	6	1	4	0	.400	1	3	1-2	.600
Aaron Weimer	.000	1-0	1	0	0	0	0	0	0	0	.000	0	0	0	0	.000	0	0	0-0	.000
Totals	.250	66-66	2140	312	534	88	12	19	278	703	.329	280	82	436	31	.354	27	76	71-114	.980
Opponents	.222	66-66	2173	196	482	75	10	19	176	634	.292	163	61	457	31	.293	16	52	42-64	.963

LOB: UCLA 547, Opponents 467. **DPs Turned:** UCLA 40, Opponents 40. **TPs Turned:** UCLA 0, Opponents 0. **IBB:** UCLA 16 (Valaika 5, Regis 3, Filia 2, Kramer 2, Allen 1, Williams 1, Gallagher 1), Opponents 0. **Picked Off:** UCLA 8 (Filia 3, Kramer 2, Bono 1, Carroll 1, Regis 1), Opponents 10. **Catcher's Interference:** UCLA 1, Opponents 0. **Errors:** UCLA 52, Opponents 94.

Overall Pitching Stats

Player	ERA	W-L	APP	GS	CG	SHO/CBO	SV	IP	H	R	ER	BB	SO	2B	3B	HR	AB	OAV	WP	HBP	BK
Max Schuh	0.00	0-0	12	0	0	0/0	0	2.1	1	1	0	4	2	0	0	0	7	.143	1	1	0
Hunter Virant	0.00	0-0	5	0	0	0/1	0	3.1	2	1	0	4	1	0	0	0	12	.167	1	1	0
David Berg	0.92	7-0	51	0	0	0/7	24	78.0	55	8	8	11	78	6	0	2	278	.198	2	5	1
James Kaprielian	1.55	0-0	34	0	0	0/1	2	40.2	19	12	7	24	53	2	2	0	135	.141	10	5	1
Nick Vander Tuig	2.16	14-4	19	19	2	1/4	0	129.0	108	34	31	18	93	20	0	4	472	.229	10	8	0
Adam Plutko	2.25	10-3	19	19	1	0/2	0	124.0	92	35	31	30	81	20	4	6	444	.207	2	9	3
Zack Weiss	2.25	2-1	43	0	0	0/5	0	40.0	36	13	10	12	27	5	1	1	147	.243	6	10	1
Grant Watson	3.01	9-3	18	17	0	0/2	0	92.2	93	36	31	16	55	7	2	2	349	.266	6	6	1
Ryan Deeter	4.24	2-0	21	0	0	0/1	0	17.0	12	8	8	12	10	2	1	1	62	.194	3	6	1
Cody Poteet	4.84	4-6	29	11	0	0/1	0	70.2	57	42	38	31	56	11	0	3	251	.227	7	9	0
Jake Ehret	16.20	1-0	5	0	0	0/0	0	3.1	7	6	6	1	1	2	0	0	16	.438	0	1	1
Totals	2.55	49-17	66	66	3	9/8	26	601.0	482	196	170	163	457	75	10	19	2173	.222	48	61	9
Opponents	3.74	17-49	66	66	2	3/3	12	582.0	534	312	242	280	436	88	12	19	2140	.250	45	82	8

Runners caught stealing (catchers): Zeile 15/50 (.300), Hazard 2/7 (.286), Miller Jr. 3/5 (.600). **Runners caught stealing (pitchers):** Vander Tuig 6/13 (.462), Poteet 3/16 (.188), Berg 1/2 (.500), Watson 2/4 (.500), Kaprielian 1/3 (.333), Weiss 3/6 (.500), 6/17 (.353), Deeter 0/2 (.000), Schuh 0/1 (.000). **Passed Balls:** UCLA 15 (Zeile 13, Hazard 2), Opponents 16. **Pickoffs:** UCLA 10 (Vander Tuig 3, Watson 2, Plutko 2, Berg 2, Poteet 1), Opponents 8.

Overall Fielding Stats

Player	C	PO	A	E	FLD%	DP	CS	SBA	SBA%	PB	CI
Eric Filia	122	120	2	0	1.000	0	0	0	---	0	0
Chris Keck	113	104	9	0	1.000	5	0	0	---	0	0
Justin Hazard	51	46	5	0	1.000	0	2	5	.714	2	0
Christoph Bono	48	47	1	0	1.000	0	0	0	---	0	0
Nick Vander Tuig	36	11	25	0	1.000	1	6	7	.538	0	0
Cody Poteet	21	6	15	0	1.000	0	3	13	.813	0	0
Kevin Williams	14	7	7	0	1.000	1	0	0	---	0	0
Jake Ehret	3	0	3	0	1.000	0	0	0	---	0	0
Hunter Virant	1	1	0	0	1.000	0	0	0	---	0	0
Brian Carroll	151	146	4	1	.993	1	0	0	---	0	0
Pat Gallagher	554	516	33	5	.991	26	0	0	---	0	0
Shane Zeile	440	370	66	4	.991	2	15	35	.700	13	0
Cody Regis	244	133	108	3	.988	21	0	0	---	0	0
Brenton Allen	50	49	0	1	.980	0	0	0	---	0	0
Pat Valaika	277	67	204	6	.978	27	0	0	---	0	0

Player	C	PO	A	E	FLD%	DP	CS	SBA	SBA%	PB	CI
Ty Moore	40	39	0	1	.975	0	0	0	---	0	0
Darrell Miller Jr.	25	18	6	1	.960	1	3	2	.400	0	1
Trent Chatterton	108	39	64	5	.954	12	0	0	---	0	0
Kevin Kramer	190	52	129	9	.953	10	0	0	---	0	0
David Berg	36	4	30	2	.944	0	1	1	.500	0	0
Grant Watson	46	11	32	3	.935	2	2	2	.500	0	0
James Kaprielian	9	1	7	1	.889	0	1	2	.667	0	0
Zack Weiss	11	4	5	2	.818	0	3	3	.500	0	0
Adam Plutko	25	9	11	5	.800	0	6	11	.647	0	0
Ryan Deeter	4	1	2	1	.750	0	0	2	1.000	0	0
Brett Urabe	5	2	1	2	.600	0	0	0	---	0	0
Max Schuh	0	0	0	0	.000	0	0	1	1.000	0	0
Totals	2624	1803	769	52	.980	40	42	44	.656	15	1
Opponents	2547	1746	707	94	.963	40	71	43	.623	16	0



Cody Regis



Kevin Kramer



Adam Plutko

2013 SEASON STATS

Pac-12 Conference Batting Stats

Record: 21-9 Home: 12-3 Away: 9-6

Player	AVG	GP-GS	AB	R	H	2B	3B	HR	RBI	TB	SLG	BB	HBP	SO	GDP	OBP	SF	SH	SB-AT	FLD%
Justin Hazard	.429	5-2	7	1	3	1	0	0	1	4	.571	2	0	3	0	.500	1	0	0-0	1.000
Cody Regis	.291	26-24	86	12	25	7	0	0	14	32	.372	12	1	14	0	.380	1	1	1-6	.976
Kevin Kramer	.286	30-30	112	19	32	4	0	2	14	42	.375	15	6	22	1	.398	0	7	4-9	.963
Shane Zeile	.286	28-28	105	13	30	3	0	2	14	39	.371	8	2	16	1	.342	2	3	0-2	.991
Chris Keck	.286	10-8	28	7	8	2	1	1	7	15	.536	3	0	4	1	.344	1	0	0-0	1.000
Pat Valaika	.265	30-30	117	71	32	4	2	3	20	48	.410	16	1	20	3	.356	1	1	4-5	.973
Christoph Bono	.244	27-9	41	5	10	0	0	2	8	16	.390	7	2	18	1	.380	0	1	1-3	1.000
Eric Filia	.236	30-29	110	18	26	7	1	0	14	35	.318	19	4	11	2	.368	0	3	5-9	1.000
Brenton Allen	.233	16-15	43	5	10	2	0	1	4	15	.349	4	1	14	1	.313	0	3	0-0	1.000
Brian Carroll	.231	30-30	117	20	27	2	1	0	11	31	.265	12	6	16	3	.333	0	7	13-15	1.000
Pat Gallagher	.225	23-19	71	9	16	3	0	0	5	19	.268	7	3	20	1	.317	1	2	0-0	.986
Trent Chatterton	.222	21-16	54	6	12	0	0	0	4	12	.222	6	2	5	0	.317	1	1	1-1	.980
Kevin Williams	.206	23-19	68	9	14	1	0	1	5	18	.265	11	1	19	2	.325	0	2	0-1	1.000
Ty Moore	.154	10-7	26	1	4	0	0	0	2	4	.154	1	0	7	0	.179	1	0	0-0	.957
Brett Urabe	.125	11-4	8	2	1	0	0	1	3	4	.500	2	0	3	0	.300	0	2	0-0	.600
Totals	.251	30	993	144	249	36	5	13	126	334	.336	125	29	192	16	.349	9	33	29-51	.979
Opponents	.246	30	1012	100	249	36	9	9	90	330	.326	64	31	217	10	.308	10	27	15-23	.965

LOB: UCLA 240, Opponents 225. **DPs Turned:** UCLA 14, Opponents 20. **IBB:** UCLA 9 (Valaika 3, Gallagher 1, Filia 1, Allen 1, Regis 1, Williams 1, Kramer 1) Opponents 0. **Picked Off:** UCLA 3 (Filia 1, Bono 1, Regis 1), Opponents 5. **Catcher's Interference:** UCLA 0, Opponents 0. **Errors:** UCLA 25, Opponents 41.

Pac-12 Pitching Stats

Player	ERA	W-L	APP	GS	CG	SHO/CBO	SV	IP	H	R	ER	BB	SO	2B	3B	HR	AB	OAV	WP	HBP	BK
Max Schuh	0.00	0-0	3	0	0	0/0	0	0.2	0	0	0	1	0	0	0	0	2	.000	1	0	0
Hunter Virant	0.00	0-0	1	0	0	0/0	0	0.2	0	0	0	0	1	0	0	0	2	.000	0	1	0
Jake Ehret	0.00	1-0	1	0	0	0/0	0	0.1	0	0	0	0	1	0	0	0	1	.000	0	0	0
David Berg	0.75	3-0	21	0	0	0/3	11	36.0	28	3	3	2	32	3	0	2	130	.215	0	2	1
James Kaprielian	1.65	0-0	16	0	0	0/0	0	16.1	11	5	3	8	19	0	2	0	57	.193	3	3	1
Nick Vander Tuig	2.35	7-2	10	10	2	1/1	0	69.0	58	20	18	10	57	12	0	2	252	.230	5	5	0
Adam Plutko	2.94	4-3	10	10	1	0/1	0	64.1	46	23	21	17	46	12	3	3	228	.202	0	6	2
Zack Weiss	4.02	1-1	19	0	0	0/2	0	15.2	17	9	7	8	12	2	1	0	59	.288	1	7	1
Cody Poteet	4.15	0-1	13	0	0	0/0	0	17.1	20	8	8	5	20	0	0	1	68	.294	1	0	0
Ryan Deeter	4.50	1-0	9	0	0	0/1	0	6.0	3	3	3	3	4	1	1	0	21	.143	1	2	0
Grant Watson	5.01	4-2	10	10	0	0/1	0	46.2	66	29	26	10	25	6	2	1	192	.344	2	5	1
Totals	2.93	21-9	30	30	3	4/3	11	273.0	249	100	89	64	217	36	9	9	1012	.246	14	31	6
Opponents	3.59	9-21	30	30	1	1/1	7	268.1	249	144	107	125	192	36	5	13	993	.251	20	29	5

Runners caught stealing (catchers): Zeile 6/20 (.300), Hazard 0/1 (.000). Runners caught stealing (pitchers): Plutko 3/7 (.429), Vander Tuig 1/6 (.167), Watson 2/4 (.500), Weiss 2/3 (.667), Kaprielian 0/2 (.000), Poteet 0/1 (.000). **Passed Balls:** UCLA 5 (Zeile 5), Opponents 7. **Pickoffs:** UCLA 5 (Vander Tuig 2, Poteet 1, Berg 1, Watson 1), Opponents 3.

Pac-12 Fielding Stats

Player	C	PO	A	E	FLD%	DP	CS	SBA	SBA%	PB	CI
Brian Carroll	66	62	4	0	1.000	1	0	0	---	0	0
Eric Filia	55	55	0	0	1.000	0	0	0	---	0	0
Chris Keck	54	49	5	0	1.000	1	0	0	---	0	0
Christoph Bono	28	28	0	0	1.000	0	0	0	---	0	0
Nick Vander Tuig	21	7	14	0	1.000	1	1	5	.833	0	0
Justin Hazard	18	17	1	0	1.000	0	0	1	1.000	0	0
Brenton Allen	16	16	0	0	1.000	0	0	0	---	0	0
Kevin Williams	9	2	7	0	1.000	1	0	0	---	0	0
Cody Poteet	7	2	5	0	1.000	0	0	1	1.000	0	0
Zack Weiss	3	2	1	0	1.000	0	2	1	.333	0	0
James Kaprielian	3	0	3	0	1.000	0	0	2	1.000	0	0
Hunter Virant	1	1	0	0	1.000	0	0	0	---	0	0
Shane Zeile	222	190	30	2	.991	1	6	14	.700	5	0
Pat Gallagher	220	201	16	3	.986	9	0	0	---	0	0
Trent Chatterton	50	19	30	1	.980	4	0	0	---	0	0

Player	C	PO	A	E	FLD%	DP	CS	SBA	SBA%	PB	CI
Cody Regis	126	80	43	3	.976	6	0	0	---	0	0
Pat Valaika	113	29	81	3	.973	10	0	0	---	0	0
Kevin Kramer	82	23	56	3	.963	2	0	0	---	0	0
Ty Moore	23	22	0	1	.957	0	0	0	---	0	0
David Berg	17	1	15	1	.941	0	0	0	---	0	0
Grant Watson	21	5	14	2	.905	1	2	2	.500	0	0
Adam Plutko	13	6	4	3	.769	0	3	4	.571	0	0
Brett Urabe	5	2	1	2	.600	0	0	0	---	0	0
Ryan Deeter	2	0	1	1	.500	0	0	0	---	0	0
Max Schuh	0	0	0	0	.000	0	0	0	---	0	0
Jake Ehret	0	0	0	0	.000	0	0	0	---	0	0
Totals	1175	819	331	25	.979	14	15	8	.652	5	0
Opponents	1178	805	332	41	.965	20	29	22	.569	7	0



Kevin Williams



Eric Filia



Grant Watson

2013 GAME-BY-GAME LINE SCORES

GAME 1: MINNESOTA 6, UCLA 2

Feb. 15 at Jackie Robinson Stadium

	1	2	3	4	5	6	7	8	9	10	R	H	E
MINN	0	0	0	0	0	0	2	0	0	4	6	12	1
UCLA	0	0	0	0	2	0	0	0	0	2	6	1	

WP: Kray (1-0) LP: Poteet (0-1)
Time: 3:33 Attendance: 841

GAME 2: UCLA 14, MINNESOTA 0

Feb. 16 at Jackie Robinson Stadium

	1	2	3	4	5	6	7	8	9	R	H	E
MINN	0	0	0	0	0	0	0	0	0	0	6	4
UCLA	3	2	2	0	5	1	1	0	X	14	16	1

WP: Vander Tuig (1-0) LP: Meyer (0-1)
Time: 2:50 Attendance: 818

GAME 3: UCLA 14, MINNESOTA 1

Feb. 17 at Jackie Robinson Stadium

	1	2	3	4	5	6	7	8	9	R	H	E
MINN	0	0	0	0	0	0	0	1	0	1	6	2
UCLA	6	0	0	1	0	1	1	5	X	14	17	1

WP: Watson (1-0) LP: Jess (0-1)
Time: 3:03 Attendance: 847

GAME 4: UCLA 4, BAYLOR 3

Feb. 22 at Baylor Ballpark

	1	2	3	4	5	6	7	8	9	R	H	E
UCLA	1	0	1	0	0	1	1	0	0	4	8	0
BAY	1	0	0	0	0	0	1	0	1	3	7	0

WP: Plutko (1-0) LP: Garner (0-2) SV: Kaprielian (1)
Time: 3:58 Attendance: 2715

GAME 5: BAYLOR 5, UCLA 0

Feb. 23 at Baylor Ballpark

	1	2	3	4	5	6	7	8	9	R	H	E
UCLA	0	0	0	0	0	0	0	0	0	0	5	0
BAY	0	0	0	0	2	0	0	3	X	5	8	1

WP: Newman (1-0) LP: Vander Tuig (1-1) SV: Smith (2)
Time: 3:16 Attendance: 3085

GAME 6: UCLA 5, BAYLOR 4

Feb. 24 at Baylor Ballpark

	1	2	3	4	5	6	7	8	9	R	H	E
UCLA	0	0	0	1	3	0	0	0	1	5	7	0
BAY	0	0	0	0	1	0	2	1	0	4	9	2

WP: Berg (1-0) LP: Michalec (0-1) SV: Kaprielian (2)
Time: 3:20 Attendance: 2667

GAME 7: UCLA 12, UC SANTA BARBARA 3

Feb. 26 at Caesar Uyesaka Stadium

	1	2	3	4	5	6	7	8	9	R	H	E
UCLA	0	0	2	0	2	7	0	0	1	12	11	2
UCSB	0	0	0	0	2	0	0	1	0	3	4	1

WP: Poteet (1-1) LP: Mahle (0-1)
Time: 3:10 Attendance: 425

GAME 8: UCLA 6, WRIGHT STATE 3

March 1 at Jackie Robinson Stadium

	1	2	3	4	5	6	7	8	9	R	H	E
Wright St.	0	0	2	1	0	0	0	0	0	3	7	3
UCLA	0	5	0	1	0	0	0	X		6	6	0

WP: Plutko (2-0) LP: Henn (1-2) SV: Berg (1)
Time: 2:39 Attendance: 515

GAME 9: UCLA 4, WRIGHT STATE 2

March 2 at Jackie Robinson Stadium

	1	2	3	4	5	6	7	8	9	R	H	E
Wright St.	0	1	0	0	0	0	0	1	0	2	7	0
UCLA	0	2	1	0	0	0	1	0	X	4	5	0

WP: Vander Tuig (2-1) LP: Braun (0-2) SV: Berg (2)
Time: 2:35 Attendance: 562

GAME 10: UCLA 10, WRIGHT STATE 2

March 3 at Jackie Robinson Stadium

	1	2	3	4	5	6	7	8	9	R	H	E
Wright St.	0	0	0	1	0	0	0	0	1	2	4	0
UCLA	2	0	5	0	1	2	0	0	X	10	8	2

WP: Watson (2-0) LP: Sexton (1-2)
Time: 2:55 Attendance: 609

GAME 11: UCLA 3, LONG BEACH STATE 2

March 5 at Blair Field

	1	2	3	4	5	6	7	8	9	R	H	E
UCLA	1	0	1	0	0	0	0	0	1	3	6	1
LBSU	0	0	1	0	0	0	1	0	0	2	7	0

WP: Deeter (1-0) LP: Frye (0-1) SV: Berg (3)
Time: 4:14 Attendance: 1322

GAME 12: UCLA 2, NOTRE DAME 1

March 8 at Jackie Robinson Stadium

	1	2	3	4	5	6	7	8	9	10	R	H	E
ND	0	0	0	0	1	0	2	0	0	0	1	6	0
UCLA	1	0	0	0	0	0	0	0	0	1	2	7	0

WP: Berg (2-0) LP: McCarty (2-2)
Time: 2:52 Attendance: 620

GAME 13: OKLAHOMA 4, UCLA 0

March 9 at Jackie Robinson Stadium

	1	2	3	4	5	6	7	8	9	R	H	E
OU	0	0	0	3	0	1	0	0	0	4	6	0
UCLA	0	0	0	0	0	0	0	0	0	0	5	2

WP: Gray (3-1) LP: Vander Tuig (2-2)
Time: 2:52 Attendance: 866

GAME 14: UCLA 6, USC 1

March 10 at Jackie Robinson Stadium

	1	2	3	4	5	6	7	8	9	R	H	E
USC	0	0	0	0	0	1	0	0	0	1	5	1
UCLA	1	0	0	0	0	3	0	2	X	6	10	2

WP: Watson (3-0) LP: Adler (0-2)
Time: 3:06 Attendance: 2157

GAME 15: UCLA 5, CAL ST. NORTHRIDGE 4

March 12 at Matador Field

	1	2	3	4	5	6	7	8	9	R	H	E
UCLA	0	0	2	0	1	0	1	1	0	5	9	0
CSUN	0	0	4	0	0	0	0	0	0	4	3	6

WP: Weiss (1-0) LP: Maltese (0-1) SV: Berg (4)
Time: 3:29 Attendance: 653

GAME 16: UCLA 3, WASHINGTON 2

March 15 at Jackie Robinson Stadium

	1	2	3	4	5	6	7	8	9	10	11	12	13	14	15	R	H	E
WASH	1	1	0	0	0	0	0	0	0	0	0	0	0	0	0	2	9	1
UCLA	0	0	0	0	0	0	2	0	0	0	0	0	0	0	1	3	9	0

WP: Ehret (1-0) LP: Kim (0-1)
Time: 5:35 Attendance: 428

GAME 17: UCLA 5, WASHINGTON 0

March 16 at Jackie Robinson Stadium

	1	2	3	4	5	6	7	8	9	R	H	E
WASH	0	0	0	0	0	0	0	0	0	0	7	1
UCLA	2	0	0	2	0	0	1	0	X	5	12	0

WP: Vander Tuig (3-2) LP: Voth (2-3)
Time: 2:47 Attendance: 503

GAME 18: UCLA 3, WASHINGTON 0

March 17 at Jackie Robinson Stadium

	1	2	3	4	5	6	7	8	9	R	H	E
WASH	0	0	0	0	0	0	0	0	0	0	7	0
UCLA	0	1	1	0	0	0	0	1	X	3	7	2

WP: Watson (4-0) LP: Fisher (0-1) SV: Berg (5)
Time: 3:06 Attendance: 613

GAME 19: CALIFORNIA 5, UCLA 1

March 22 at Jackie Robinson Stadium

	1	2	3	4	5	6	7	8	9	R	H	E
CAL	1	0	0	0	0	0	4	0	0	5	7	0
UCLA	1	0	0	0	0	0	0	0	0	1	7	0

WP: Mason (4-0) LP: Plutko (2-1)
Time: 2:55 Attendance: 525

GAME 20: UCLA 8, CALIFORNIA 3

March 23 at Jackie Robinson Stadium

	1	2	3	4	5	6	7	8	9	R	H	E
CAL	0	2	0	0	0	0	0	1	0	3	8	2
UCLA	0	1	0	0	3	4	0	0	X	8	10	1

WP: Vander Tuig (4-2) LP: Jones (1-2)
Time: 3:02 Attendance: 740

GAME 21: UCLA 10, CALIFORNIA 2

March 24 at Jackie Robinson Stadium

	1	2	3	4	5	6	7	8	9	R	H	E
CAL	1	0	0	0	1	0	0	0	0	2	7	1
UCLA	0	0	4	0	0	1	0	5	X	10	16	0

WP: Watson (5-0) LP: Nelson (0-1)
Time: 3:02 Attendance: 974

GAME 22: ARIZONA STATE 4, UCLA 1

March 28 at Packard Stadium

	1	2	3	4	5	6	7	8	9	R	H	E
UCLA	0	0	0	0	0	0	0	1	0	1	8	2
ASU	1	0	0	0	1	0	1	1	X	4	4	0

WP: Williams (4-2) LP: Plutko (2-2) SV: Burr (4)
Time: 2:48 Attendance: 3501

GAME 23: ARIZONA STATE 7, UCLA 4

March 29 at Packard Stadium

	1	2	3	4	5	6	7	8	9	R	H	E
UCLA	0	1	0	0	1	2	0	0	0	4	8	0
ASU	0	4	0	0	0	3	0	0	X	7	9	0

WP: Kellogg (6-0) LP: Poteet (1-2) SV: Burr (5)
Time: 3:01 Attendance: 3561

GAME 24: UCLA 12, ARIZONA STATE 10

March 30 at Packard Stadium

	1	2	3	4	5	6	7	8	9	10	R	H	E
UCLA	2	4	0	0	1	0	2	1	0	2	12	12	3
ASU	2	0	4	1	1	0	0	0	2	0	10	19	2

WP: Berg (3-0) LP: Melbostad (0-1)
Time: 4:10 Attendance: 2870

GAME 25: CAL ST. FULLERTON 9, UCLA 6

April 2 at Jackie Robinson Stadium

	1	2	3	4	5	6	7	8	9	R	H	E
CSF	2	0	0	2	1	4	0	0	0	9	12	5
UCLA	0	1	2	0	0	1	1	1	0	6	7	1

WP: Peitzmeier (2-0) LP: Poteet (1-3) SV: Lorenzen (9)
Time: 3:46 Attendance: 723

GAME 26: UCLA 3, OREGON STATE 2

April 5 at Jackie Robinson Stadium

	1	2	3	4	5	6	7	8	9	R	H	E
OSU	1	0	0	0	0	0	0	1	0	2	4	1
UCLA	0	0	0	1	1	0	1	0	X	3	6	1

WP: Plutko (3-2) LP: Boyd (6-1) SV: Berg (6)
Time: 3:10 Attendance: 847

GAME 27: OREGON STATE 5, UCLA 0

April 6 at Jackie Robinson Stadium

	1	2	3	4	5	6	7	8	9	R	H	E
OSU	0	0	1	0	1	0	0	0	3	5	10	0
UCLA	0	0	0	0	0	0	0	0	0	0	6	0

2013 GAME-BY-GAME LINE SCORES

GAME 34: UCLA 1, OREGON 0

April 19 at PK Park

	1	2	3	4	5	6	7	8	9	R	H	E
UCLA	0	0	0	0	1	0	0	0	0	1	4	1
Oregon	0	0	0	0	0	0	0	0	0	0	4	3

WP: Plutko (5-2) LP: Thorpe (5-4) SV: Berg (9)
Time: 2:54 Attendance: 1917

GAME 35: UCLA 1, OREGON 0

April 20 at PK Park

	1	2	3	4	5	6	7	8	9	R	H	E
UCLA	1	0	0	0	0	0	0	0	0	1	6	1
Oregon	0	0	0	0	0	0	0	0	0	0	3	2

WP: Vander Tuig (6-3) LP: Irvin (7-2) SV: Berg (10)
Time: 2:31 Attendance: 3181

GAME 36: OREGON 5, UCLA 3

April 21 at PK Park

	1	2	3	4	5	6	7	8	9	R	H	E
UCLA	0	0	1	0	2	0	0	0	0	3	6	0
Oregon	0	0	1	0	4	0	0	0	X	5	7	1

WP: Reed (5-3) LP: Watson (5-3) SV: Sherfy (13)
Time: 2:49 Attendance: 2137

GAME 37: LONG BEACH STATE 11, UCLA 1

April 23 at Jackie Robinson Stadium

	1	2	3	4	5	6	7	8	9	R	H	E
LBSU	2	0	6	0	3	0	0	0	0	11	8	2
UCLA	0	0	0	0	0	0	0	1	0	1	4	1

WP: Sabo (2-2) LP: Poteet (2-4)
Time: 3:44 Attendance: 459

GAME 38: UCLA 7, WASHINGTON STATE 6

April 26 at Bailey-Brayton Field

	1	2	3	4	5	6	7	8	9	10	11	R	H	E
UCLA	0	2	1	2	0	0	1	0	0	0	1	7	9	0
WSU	0	0	0	1	1	3	0	1	0	0	0	6	16	3

WP: Berg (5-0) LP: Monda (2-1)
Time: 4:10 Attendance: 873

GAME 39: UCLA 10, WASHINGTON STATE 1

April 27 at Bailey-Brayton Field

	1	2	3	4	5	6	7	8	9	R	H	E
UCLA	4	2	0	1	2	0	0	1	0	10	10	1
WSU	0	0	0	0	0	0	0	0	1	1	7	3

WP: Vander Tuig (7-3) LP: Chleborad (3-7)
Time: 2:31 Attendance: 1117

GAME 40: WASHINGTON STATE 4, UCLA 3

April 28 at Bailey-Brayton Field

	1	2	3	4	5	6	7	8	9	R	H	E
UCLA	0	2	0	0	1	0	0	0	0	3	8	3
WSU	1	0	1	0	0	0	1	1	X	4	11	5

WP: Leckenby (1-2) LP: Weiss (1-1) SV: Monda (1)
Time: 3:20 Attendance: 781

GAME 41: UCLA 8, UC IRVINE 1

April 30 at Jackie Robinson Stadium

	1	2	3	4	5	6	7	8	9	R	H	E
UCI	0	0	0	0	0	0	0	1	0	1	6	2
UCLA	0	0	1	0	1	1	5	0	X	8	13	0

WP: Poteet (3-4) LP: Brock (1-1)
Time: 3:12 Attendance: 459

GAME 42: UCLA 5, UTAH 2

May 3 at Jackie Robinson Stadium

	1	2	3	4	5	6	7	8	9	R	H	E
UTAH	0	0	2	0	0	0	0	0	0	2	9	1
UCLA	2	0	1	1	0	0	1	0	X	5	9	0

WP: Plutko (6-2) LP: Watrous (3-3) SV: Berg (11)
Time: 2:42 Attendance: 613

GAME 43: UCLA 5, UTAH 4

May 4 at Jackie Robinson Stadium

	1	2	3	4	5	6	7	8	9	R	H	E
UTAH	1	1	0	0	0	0	0	2	0	4	7	0
UCLA	1	1	0	0	0	1	2	0	X	5	6	1

WP: Vander Tuig (8-3) LP: Carroll (3-6) SV: Berg (12)
Time: 3:09 Attendance: 733

GAME 44: UCLA 5, UTAH 4

May 5 at Jackie Robinson Stadium

	1	2	3	4	5	6	7	8	9	R	H	E
UTAH	0	0	0	1	0	2	0	0	0	3	8	1
UCLA	1	0	0	0	2	0	0	1		4	11	0

WP: Berg (6-0) LP: Green (0-1)
Time: 3:19 Attendance: 872

GAME 45: CAL ST. NORTHRIDGE 4, UCLA 1

May 7 at Jackie Robinson Stadium

	1	2	3	4	5	6	7	8	9	R	H	E
CSUN	3	0	0	0	0	0	0	1	0	4	4	0
UCLA	0	0	0	1	0	0	0	0	0	1	11	1

WP: Sandoval (2-0) LP: Poteet (3-5) SV: Goossen-Brown (9)
Time: 3:29 Attendance: 489

GAME 46: UCLA 10, ARIZONA 2

May 10 at Jackie Robinson Stadium

	1	2	3	4	5	6	7	8	9	R	H	E
ARIZ	0	1	1	0	0	0	0	1	0	2	7	0
UCLA	0	0	0	0	7	0	3	0	X	10	9	1

WP: Plutko (7-2) LP: Farris (4-5)
Time: 3:18 Attendance: 844

GAME 47: UCLA 7, ARIZONA 1

May 11 at Jackie Robinson Stadium

	1	2	3	4	5	6	7	8	9	R	H	E
ARIZ	0	0	0	1	0	0	0	0	0	1	7	1
UCLA	0	2	2	0	0	1	0	2	X	7	13	0

WP: Vander Tuig (9-3) LP: Wade (4-6) SV: Berg (13)
Time: 2:48 Attendance: 1016

GAME 48: UCLA 12, ARIZONA 5

May 12 at Jackie Robinson Stadium

	1	2	3	4	5	6	7	8	9	R	H	E
ARIZ	0	2	0	1	0	1	1	0	0	5	10	1
UCLA	0	1	6	0	4	1	0	0	X	12	13	1

WP: Deeter (2-0) LP: Crawford (5-2)
Time: 3:41 Attendance: 809

GAME 49: CAL ST. FULLERTON 5, UCLA 2

May 14 at Goodwin Field

	1	2	3	4	5	6	7	8	9	R	H	E
UCLA	1	0	0	0	1	0	0	0	0	2	6	1
CSF	3	0	1	0	0	0	1	0	X	5	5	0

WP: Birozak (1-0) LP: Poteet (3-6) SV: Lorenzen (16)
Time: 3:09 Attendance: 2738

GAME 50: UCLA 2, USC 1

May 17 at Dedeaux Field

	1	2	3	4	5	6	7	8	9	R	H	E
UCLA	0	0	0	1	0	0	0	0	1	2	8	2
USC	1	0	0	0	0	0	0	0	0	1	4	2

WP: Weiss (2-1) LP: Brent Wheatley (1-3) SV: Berg (14)
Time: 3:17 Attendance: 796

GAME 51: UCLA 7, USC 6

May 18 at Dedeaux Field

	1	2	3	4	5	6	7	8	9	R	H	E
UCLA	0	0	0	0	2	0	5	0	0	7	7	0
USC	0	0	0	3	0	0	3	0	0	6	7	3

WP: Vander Tuig (10-3) LP: Nootbaar (2-5) SV: Berg (15)
Time: 3:32 Attendance: 871

GAME 52: UCLA 5, USC 2

May 19 at Dedeaux Field

	1	2	3	4	5	6	7	8	9	R	H	E
UCLA	0	0	2	0	1	2	0	0	0	5	8	2
USC	1	0	0	0	1	0	0	0	0	2	12	1

WP: Watson (6-3) LP: Twomey (2-7) SV: Berg (16)
Time: 3:10 Attendance: 1106

GAME 53: UCLA 2, UC SANTA BARBARA 1

May 21 at Jackie Robinson Stadium

	1	2	3	4	5	6	7	8	9	R	H	E
UCSB	1	0	0	0	0	0	0	0	0	1	3	2
UCLA	0	1	0	0	0	1	0	0	X	2	6	0

WP: Poteet (4-6) LP: Jacome (5-4) SV: Berg (17)
Time: 2:26 Attendance: 653

GAME 54: STANFORD 2, UCLA 1

May 24 at Sunken Diamond

	1	2	3	4	5	6	7	8	9	R	H	E
UCLA	0	0	0	1	0	0	0	0	0	1	3	0
STAN	0	0	0	0	0	2	0	0	X	2	5	0

WP: Appel (10-4) LP: Plutko (7-3) SV: Hughes (4)
Time: 2:23 Attendance: 2121

GAME 55: STANFORD 7, UCLA 3

May 25 at Sunken Diamond

	1	2	3	4	5	6	7	8	9	R	H	E
UCLA	0	2	0	0	1	0	0	0	0	3	4	1
STAN	0	0	1	0	1	3	2	0	X	7	14	1

WP: James (3-3) LP: Vander Tuig (10-4) SV: Lindquist (5)
Time: 3:26 Attendance: 1792

GAME 56: UCLA 6, STANFORD 4

May 26 at Sunken Diamond

	1	2	3	4	5	6	7	8	9	R	H	E
UCLA	1	3	0	0	0	0	2	0	0	6	10	1
STAN	3	0	0	0	0	0	0	0	0	4	9	3

WP: Watson (7-3) LP: McArdle (3-3) SV: Berg (18)
Time: 3:05 Attendance: 2679

GAME 57: UCLA 5, SAN DIEGO STATE 3

May 31 at Jackie Robinson Stadium

	1	2	3	4	5	6	7	8	9	R	H	E
SDSU	0	1	0	0	1	0	0	0	1	3	9	0
UCLA	0	0	1	3	0	0	1	0	X	5	12	1

WP: Plutko (8-3) LP: Doran (8-4) SV: Berg (19)
Time: 2:53 Attendance: 1690

GAME 58: UCLA 6, CAL POLY 4

June 1 at Jackie Robinson Stadium

	1	2	3	4	5	6	7	8	9	R	H	E
UCLA	0	0	0	0	4	2	0	0	0	6	7	0
CP	2	0	1	1	0	0	0	0	0	4	9	0

WP: Vander Tuig (11-4) LP: Reilly (2-4) SV: Berg (20)
Time: 3:28 Attendance: 1749

GAME 59: UCLA 6, SAN DIEGO 0

June 2 at Jackie Robinson Stadium

	1	2	3	4	5	6	7	8	9	R	H	E
USD	0	0	0	0	0	0	0	0	0	0	1	1
UCLA	4	0	0	0	1	0	1	0	X	6	9	1

WP: Watson (8-3) LP: Hornick (5-2)
Time: 2:41 Attendance: 1220

GAME 60: UCLA 5, CAL ST. FULLERTON 3

June 7 at Goodwin Field

	1	2	3	4	5	6	7	8	9	10	R	H	E
UCLA	0	0	1	1	0	0	0	1	0	2	5	9	1
CSF	0	0	0	1	0	0	0	2	0	0	3	9	2

2013 SEASON STATS

Team Game Highs

BATTING		
At bats	48	vs. Washington (March 15)
Runs scored	14	vs. Minnesota (Feb. 16)
	14	vs. Minnesota (Feb. 17)
Hits	17	vs. Minnesota (Feb. 17)
RBI	14	vs. Minnesota (Feb. 17)
Doubles	5	vs. Minnesota (Feb. 17)
	5	vs. California (March 24)
Triples	2	vs. Wright State (March 3)
Home Runs	3	vs. Arizona (May 12)
Total Bases	25	vs. Arizona (May 12)
Walks	10	vs. Washington (March 15)
	10	at Arizona State (March 30)
	10	at USC (May 18)
Strikeouts	13	vs. Washington (March 15)
Sacrifice Hits	5	vs. California (March 24)
Sacrifice Flies	2	vs. Minnesota (Feb. 16)
	2	vs. San Diego State (May 31)
	2	vs. Mississippi State (June 25)
Stolen Bases	5	vs. Wright State (March 1)
Hit by Pitch	5	at UC Santa Barbara (Feb. 26)
Caught Stealing	2	Nine times
Runners LOB	14	vs. USC (March 10)
	14	vs. Washington (March 15)
	14	vs. UC Irvine (April 30)
Hit into DP	4	at Arizona State (March 30)

FIELDING

Putouts	45	vs. Washington (March 15)
Assists	20	vs. USC (March 10)
Errors	3	at Arizona State (March 30)
	3	at Washington State (April 28)
Passed Balls	2	at Cal State Northridge (March 12)
DPs turned	2	Nine times

PITCHING

Innings	15.0	vs. Washington (March 15)
Strikeouts	14	vs. Washington (March 15)
Runs Allowed	11	vs. Long Beach State (April 23)
Earned Runs	10	at Arizona State (March 30)
	10	vs. Long Beach State (April 23)
Walks Allowed	9	vs. Long Beach State (April 23)
Hits Allowed	19	at Arizona State (March 30)
Wild Pitches	4	at Baylor (Feb. 22)
	4	vs. Wright State (March 3)
Hit Batters	4	vs. Washington (March 15)
	4	vs. Washington (March 17)

Individual Game Highs

BATTING		
At Bats	6	Eight times
Runs	4	Chatterton at Arizona State (3/30)
Hits	4	Regis vs. Arizona (5/11)
	4	Gallagher at Stanford (5/26)
	4	Filia at Cal State Fullerton (6/7)
RBI	6	Regis vs. Arizona (5/10)
Doubles	2	Seven times
Triples	1	12 times
Home Runs	1	19 times
Total Bases	7	Keck vs. Arizona (5/12)
Walks	3	Regis vs. UC Irvine (4/30)
Strikeouts	4	Valaika vs. Arizona (5/10)
Stolen Bases	3	Carroll vs. Wright State (3/1)
Hit by Pitch	2	Six times
Sacrifice Hits	3	Four times
Sacrifice Flies	1	27 times

FIELDING

Putouts	18	Gallagher vs. USC (3/10)
	18	Gallagher vs. Hawaii (4/9)
Assists	8	Valaika (3/3 and 5/19)
	8	Regis at Washington State (4/26)
Errors	2	Urabe at Arizona (3/30)
	2	Gallagher at Washington State (4/28)

PITCHING

Innings	9.0	Vander Tuig (3/16 and 4/27)
Strikeouts	8	Five times
Runs Allowed	6	Watson at Arizona State (3/30)
Hits Allowed	9	Four times

Multi-Hit Games

PLAYER	2	3	4	5+	TOTAL
Eric Filia	16	3	1	-	20
Pat Valaika	17	1	-	-	18
Kevin Kramer	13	4	-	-	17
Brian Carroll	9	3	-	-	12
Shane Zeile	11	-	-	-	11
Pat Gallagher	8	1	1	-	10
Trent Chatterton	6	3	-	-	9
Cody Regis	6	1	1	-	8
Kevin Williams	7	-	-	-	7
Christoph Bono	3	-	-	-	3
Ty Moore	2	1	-	-	3
Justin Hazard	2	-	-	-	2
Chris Keck	2	-	-	-	2
Brenton Allen	1	1	-	-	2
TEAM	103	18	3	0	124

Multi-RBI Games

PLAYER	2	3	4	5+	TOTAL
Kevin Kramer	6	5	-	-	11
Pat Valaika	6	1	2	-	9
Eric Filia	3	3	-	1	7
Pat Gallagher	4	1	-	-	5
Shane Zeile	4	-	-	-	4
Trent Chatterton	4	-	-	-	4
Brian Carroll	2	1	-	-	3
Cody Regis	2	-	-	1	3
Ty Moore	2	1	-	-	3
Christoph Bono	1	1	-	-	2
Brenton Allen	2	-	-	-	2
Kevin Williams	1	1	-	-	2
Chris Keck	1	-	1	-	2
Darrell Miller Jr.	1	-	-	-	1
Tyler Scott	1	-	-	-	1
TEAM	40	14	3	2	59

Hitting Streaks

PLAYER	GAMES	CURRENT
Kevin Kramer	13	1
Eric Filia	12	2
Pat Valaika	9	3
Pat Gallagher	9	1
Shane Zeile	8	-
Cody Regis	8	1
Brian Carroll	8	1
Kevin Williams	8	1
Christoph Bono	5	1
Brenton Allen	5	2
Trent Chatterton	4	-
Chris Keck	3	-
Ty Moore	3	2
Darrell Miller Jr.	2	-
Justin Hazard	2	-
Brett Urabe	1	-
Tyler Scott	1	-

Inning-by-Inning Summary

	1	2	3	4	5	6	7	8	9	EX	Total
UCLA	40	36	45	21	46	43	34	31	7	9	312
Opponents	34	13	29	22	22	21	19	21	11	4	196

Situational Records

SITUATION	RECORD
Total	49-17
Conference	21-9
Non-Conference	28-8
Home	27-9
Away	17-8
Neutral	5-0
Day	23-7
Night	26-10
February	5-2
March	13-4
April	10-7
May	12-4
June	9-0
vs Left-handed starter	21-5
vs Right-handed starter	28-12
1-Run games	17-2
2-Run games	10-1
5+Run games	15-3
Extra innings	6-1
Shutouts	9-3
UCLA scores 0-2 runs	8-12
UCLA scores 3-5 runs	20-4
UCLA scores 6-9 runs	12-1
UCLA scores 10+ runs	9-0
Opponent scores 0-2 runs	32-1
Opponent scores 3-5 runs	14-11
Opponent scores 6-9 runs	12-1
Opponent scores 10+ runs	1-1
UCLA scores in 1st inning	19-2
Opponent scores in 1st inning	12-9
UCLA scores first	32-6
Opponent scores first	17-11
Leading after 6	38-2
Trailing after 6	5-14
Tied after 6	6-1
Leading after 7	41-0
Trailing after 7	2-15
Tied after 7	6-2
Leading after 8	40-0
Trailing after 8	1-16
Tied after 8	8-1
UCLA hits 0 home runs	38-12
UCLA hits 1 home run	9-5
UCLA hits 2+ home runs	2-0
Opponent hits 0 home runs	37-11
Opponent hits 1 home run	12-5
Opponent hits 2+ home runs	0-1
UCLA makes 0 errors	21-6
UCLA makes 1 error	21-7
UCLA makes 2+ errors	7-4
Opponent makes 0 errors	12-8
Opponent makes 1 error	14-4
Opponent makes 2+ errors	23-5
UCLA out-hits opponent	27-3
Out-hit by opponent	12-14
Hits are tied	10-0
Longest Winning Streak	11
Longest Losing Streak	2
Current Streak	W11
Largest Margin of Victory	14
Largest Margin of Defeat	10
Last At-Bat Wins	3
Most Runs (UCLA only)	14 (twice)
Most Runs (Both Teams)	22 (at ASU, 3/30)
Fewest Runs (Both Teams)	1 (W, 1-0, twice)
Most UCLA Errors	3 (twice)
Most Opponent Errors	6 (Cal State Northridge, 3/12)
Longest Game	5:35 (vs. Washington, 3/15)
Shortest Game	2:23 (at Stanford, 5/23)
Largest Home Crowd	2,157 (vs. USC, 3/10)
Largest Road/Neutral Crowd	27,127 (vs. Mississippi St., 6/25)

Starters by Position (Team W-L record when starter)**PITCHER**

Adam Plutko	19	15-4
Nick Vander Tuig	19	14-5
Grant Watson	17	13-4
Cody Poteet	11	7-4

CATCHER

Shane Zeile	57	43-14
Justin Hazard	6	5-1
Darrell Miller Jr.	3	1-2

FIRST BASE

Pat Gallagher	48	40-8
Chris Keck	11	5-6
Cody Regis	7	4-3

SECOND BASE

Cody Regis	39	31-8
Trent Chatterton	25	16-9
Kevin Williams	2	2-0

THIRD BASE

Kevin Kramer	66	49-17
--------------	----	-------

SHORTSTOP

Pat Valaika	66	49-17
-------------	----	-------

LEFT FIELD

Brenton Allen	31	23-8
Ty Moore	17	12-5
Christoph Bono	14	11-3
Brett Urabe	4	3-1

CENTER FIELD

Brian Carroll	66	49-17
---------------	----	-------

RIGHT FIELD

Eric Filia	63	46-17
Christoph Bono	1	1-0
Ty Moore	1	1-0
Tyler Scott	1	1-0

DESIGNATED HITTER

Kevin Williams	34	23-11
Chris Keck	11	9-2
Brenton Allen	6	5-1
Trent Chatterton	5	5-0
Cody Regis	5	3-2
Darrell Miller Jr.	3	2-1
Ty Moore	1	1-0
Brett Urabe	1	1-0

Starters by Batting Order (Team W-L record when starter)**LEADOFF**

Brian Carroll	54	40-14
Eric Filia	11	8-3
Christoph Bono	1	1-0

2ND SPOT

Kevin Kramer	36	31-5
Eric Filia	12	6-6
Brian Carroll	10	7-3
Trent Chatterton	6	4-2
Ty Moore	1	1-0
Kevin Williams	1	0-1

3RD SPOT

Eric Filia	31	26-5
Kevin Kramer	30	18-12
Pat Valaika	5	5-0

CLEANUP

Pat Valaika	61	44-17
Pat Gallagher	3	3-0
Cody Regis	1	1-0
Shane Zeile	1	1-0

5TH SPOT

Kevin Williams	21	14-7
Pat Gallagher	18	17-1
Cody Regis	11	6-5
Shane Zeile	7	5-2
Chris Keck	4	3-1
Christoph Bono	2	2-0
Eric Filia	2	2-0
Brenton Allen	1	0-1

6TH SPOT

Shane Zeile	32	22-10
Pat Gallagher	11	8-3
Chris Keck	8	6-2
Cody Regis	5	4-1
Kevin Williams	3	3-0
Eric Filia	3	3-0
Christoph Bono	1	1-0
Brenton Allen	1	0-1
Darrell Miller Jr.	1	1-0
Ty Moore	1	1-0

7TH SPOT

Shane Zeile	15	13-2
Cody Regis	14	10-4
Pat Gallagher	9	7-2
Chris Keck	7	4-3
Darrell Miller Jr.	5	2-3
Kevin Williams	4	3-1
Brenton Allen	3	3-0
Eric Filia	3	1-2
Trent Chatterton	3	3-0
Ty Moore	3	3-0

8TH SPOT


Cody Regis	17	14-3
Brenton Allen	8	6-2
Trent Chatterton	8	5-3
Pat Gallagher	7	5-2
Christoph Bono	6	4-2
Ty Moore	6	5-1
Kevin Williams	3	2-1
Chris Keck	3	1-2
Brett Urabe	2	2-0
Shane Zeile	2	2-0
Brian Carroll	2	2-0
Eric Filia	1	0-1
Tyler Scott	1	1-0

9TH SPOT

Brenton Allen	24	19-5
Trent Chatterton	13	9-4
Ty Moore	8	4-4
Justin Hazard	6	5-1
Christoph Bono	5	4-1
Kevin Williams	4	3-1
Cody Regis	3	3-0
Brett Urabe	3	2-1

UCLA's Home Run Log

No.	Player	Date	Opponent	Runners On	Outs	Inning
1.	Eric Filia	2/16	Minnesota	1	2	B2
2.	Pat Valaika	3/1	Wright State	2	2	B2
3.	Pat Gallagher	3/3	Wright State	0	2	B5
4.	Christoph Bono	3/16	Washington	1	0	B4
5.	Pat Valaika	3/17	Washington	0	2	B3
6.	Shane Zeile	3/29	at Arizona State	0	0	T5
7.	Kevin Kramer	3/30	at Arizona State	2	2	T2
8.	Pat Valaika	4/2	Cal State Fullerton	1	2	B3
9.	Kevin Williams	4/5	Oregon State	0	0	B5
10.	Brett Urabe	4/7	Oregon State	0	0	B6
11.	Kevin Kramer	4/14	Loyola Marymount	0	0	B4
12.	Brenton Allen	4/16	at UC Irvine	1	1	T9
13.	Pat Valaika	4/27	at Washington State	0	2	T2
14.	Christoph Bono	4/27	at Washington State	1	2	T5
15.	Brenton Allen	5/4	Utah	0	0	B7
16.	Chris Keck	5/12	Arizona	2	2	B3
17.	Kevin Kramer	5/12	Arizona	2	2	B5
18.	Pat Valaika	5/12	Arizona	0	0	B6
19.	Shane Zeile	5/25	at Stanford	1	1	T2

**Ty Moore****Brian Carroll****Pat Gallagher**

Final Standings

	CONFERENCE						OVERALL							
	W	L	Pct	Home	Away	Neut	W	L	T	Pct	Home	Away	Neut	Streak
Oregon State%*^#	24	6	.800	13-2	11-4	0-0	52	13	0	.800	27-5	18-6	7-2	L1
Oregon*	22	8	.733	11-4	11-4	0-0	48	16	0	.750	25-9	23-7	0-0	L1
UCLA**^#&	21	9	.700	12-3	9-6	0-0	49	17	0	.742	27-9	17-8	5-0	W11
Arizona State*	16	14	.533	7-8	9-6	0-0	37	22	1	.625	17-11	16-11	4-0-1	L1
Stanford	16	14	.533	7-8	9-6	0-0	32	22	0	.593	18-13	14-9	0-0	L1
Arizona	15	15	.500	10-5	5-10	0-0	34	21	0	.618	28-10	6-11	0-0	W4
Washington	15	15	.500	9-6	6-9	0-0	24	32	0	.429	12-10	12-22	0-0	W1
California	10	20	.333	4-11	6-9	0-0	23	31	0	.426	12-13	10-16	1-2	W1
USC	10	20	.333	5-10	5-10	0-0	20	36	0	.357	11-17	9-19	0-0	L3
Washington State	9	21	.300	3-12	6-9	0-0	23	32	0	.418	15-12	8-17	0-3	L2
Utah	7	23	.233	4-11	3-12	0-0	21	31	0	.404	9-11	11-19	1-1	W1

% Pac-12 Champion

* NCAA Regional selection

^ NCAA Super Regional Participant

College World Series Participant

& NCAA Champion

2013 All-Pac-12 Team

Player of the Year: Michael Conforto, Oregon State**Pitcher of the Year:** David Berg, UCLA**Defensive Player of the Year:** Pat Valaika, UCLA**Freshman of the Year:** Andrew Moore, Oregon State**Coach of the Year:** Pat Casey, Oregon State

Name	School	Pos.	Yr.	Hometown
Mark Appel (2)	STAN	RHP	Sr.	Houston, Tex.
J.J. Altobelli	ORE	SS	Sr.	Newport Beach, Calif.
Michael Benjamin	ARIZ	3B	Jr.	Queen Creek, Ariz.
David Berg (2)	UCLA	RHP	So.	Covina, Calif.
Matt Boyd	OSU	LHP	Sr.	Mercer Island, Wash.
Kasey Coffman	ASU	OF	Jr.	Phoenix, Ariz.
Michael Conforto (2)	OSU	OF	So.	Woodinville, Wash.
Dylan Davis	OSU	OF	So.	Redmond, Wash.
Brandon Dixon	ARIZ	3B	Jr.	Murrieta, Calif.
Johnny Field (2)	ARIZ	OF	Jr.	Las Vegas, Nev.
Ryon Healy	ORE	1B	Jr.	West Hills, Calif.
Ryan Kellogg	ASU	LHP	Fr.	Whitby, Ontario, Canada
Andrew Knapp	CAL	C	Jr.	Granite Bay, Calif.
Andrew Moore	OSU	RHP	Fr.	Eugene, Ore.
Kevin Newman	ARIZ	SS	Fr.	Poway, Calif.
Adam Plutko (3)	UCLA	RHP	Jr.	Glendora, Calif.
Brian Ragira	STAN	1B	Jr.	Arlington, Tex.
Justin Ringo	STAN	DH	Sr.	Palos Park, Ill.
Jake Rodriguez	OSU	C	Jr.	Elk Grove, Calif.
Jimmie Shertzy (2)	ORE	RHP	Jr.	Camarillo, Calif.
Tyler Smith (2)	OSU	SS	Sr.	Thousand Oaks, Calif.
Tommy Thorpe	ORE	LHP	So.	Vancouver, Wash.
Pat Valaika	UCLA	SS	Jr.	Valencia, Calif.
Nick Vander Tuig	UCLA	RHP	Jr.	Oakdale, Calif.
Ben Wetzler	OSU	LHP	Jr.	Clackamas, Ore.

(2) Second All-Conference Selection, (3) Third All-Conference Selection

All-Pac-12 Honorable Mention

Trevor Allen	ASU	OF	So.	Jayce Ray	WASH	OF	Sr.
Ryan Burr	ASU	RHP	Fr.	Jace Fry	OSU	LHP	Jr.
Michael Camporeale	WASH	OF	Sr.	Max Rossiter	ASU	C	Sr.
Brian Carroll	UCLA	OF	Jr.	Scott Schultz	OSU	RHP	Jr.
Danny Diekroeger	STAN	2B	Jr.	Collin Slaybaugh	WSU	C	Jr.
Trent Gilbert	ARIZ	2B	So.	Garrett Stubbs	USC	C	So.
Cole Irvin	ORE	LHP	Fr.	Brett Thomas	ORE	OF	Jr.
Kevin Kramer	UCLA	3B	So.	Austin Voth	WASH	RHP	Jr.
Adam Landecker	USC	2B	Sr.	Mitch Watrous	UTAH	RHP	So.
Jason Monda	WSU	OF/P	Jr.	Greg Zebrack	USC	OF	Sr.
Andy Peterson	OSU	2B	Jr.				

2013 Pac-12 All-Academic Team

FIRST TEAM

Name	School	Year	GPA	Major
Ryan Deeter	UCLA	RJr.	3.93	Math/Economics
Danny Diekroeger	STAN	Jr.	3.79	Computer Science
Brett Jacobs	WSU	RJr.	3.61	Accounting
Josh McAlister	ASU	Jr.	3.69	Accounting (Honors College)
Dean McArdle	STAN	Sr.	3.65	Communications & History
Adam Nelubowich	WSU	RJr.	3.64	Finance
Luke Pappas	STAN	So.	3.92	Computer Science
Geo Saba	STAN	So.	4.00	Undeclared
Collin Slaybaugh	WSU	Jr.	4.00	Movement Studies
Kevin Swick	USC	Jr.	3.77	Business Administration

SECOND TEAM

Name	School	Year	GPA	Major
Sahil Bloom	STAN	Sr.	3.58	Economics
Brandon Dixon	ARIZ	Jr.	3.40	General Studies
Chris Muse-Fisher	CAL	So.	3.70	Undeclared
Brian Guymon	STAN	Jr.	3.45	Product Design
Joe Meggs	WASH	RSr.	3.47	Economics
Jason Monda	WSU	So.	3.50	Zoology
Joe Pond	UTAH	Sr.	3.52	Economics
Mathew Troupe	ARIZ	So.	3.56	Pre-Business
Luke West	UTAH	Jr.	3.51	Business Administration
Greg Zebrack	USC	RSr.	3.40	Business Administration

HONORABLE MENTION: Ty Afenir (WASH), Ryan Barnes (OSU) Tyler Baumgartner (ORE), Augey Bill (ARIZ), Christoph Bono (UCLA), Cole Bocker (OSU), Brian Carroll (UCLA), Josh Chapman (UTAH), Dan Child (OSU), Kasey Coffman (ASU), Michael Conforto (OSU), Brett Michael Doran (STAN), Andrew Ely (WASH), Johnny Field (ARIZ), Trent Gilbert (ARIZ), Darin Gillies (ASU), Nick Green (UTAH), Scott Heineman (ORE), Trevor Hildenberger (CAL), John Hochstatter (STAN), Cory Hunt (UTAH), Christian Jones (ORE), Dominic Jose (STAN), Lonnie Kauppila (STAN), Andrew Knapp (CAL), Spenser Linney (STAN), Michael Lowden (CAL), Zakary MacDonald-Miller (ASU), Riley Moore (ARIZ) Chris Paul (CAL), Aaron Payne (ORE), Robert Pehl (WASH), Kyle Porter (CAL), Brian Ragira (STAN), Jayce Ray (WASH), Jake Reed (ORE), Tyler Relf (UTAH), Mike Reuvekamp (CAL), Jake Rodriguez (OSU), Max Rossiter (ASU), David Schmidt (STAN), Max Schuh (UCLA), Austin Slater (STAN), Wayne Taylor (STAN), Eric Walbridge (CAL), Zack Weiss (UCLA), Ben Wetzler (OSU), Brant Whiting (STAN), Austin Wilson (STAN), Zach Wright (WASH), William Young (ASU).

2013 Pitchers and Players of the Week

Date	Player	Pitcher
Feb. 19	Ryon Healy (ORE)	James Farris (ARIZ)
Feb. 26	Trevor Allen (ASU)	Matt Boyd (OSU)
March 5	Michael Conforto (OSU)	Mark Appel (STAN)
March 12	Tyler Smith (OSU)	Trevor Williams (ASU)
March 19	Michael Conforto (OSU)	Matt Boyd (OSU)
March 26	Dallas Carroll (UTAH)	Ryan Kellogg (ASU)
April 1	Trent Gilbert (ARIZ)	Cole Irvin (ORE)
April 8	RJ Ybarra (ASU)	Scott Simon (WSU)
April 15	Scott Heineman (ORE)	Sean Silva (USC)
April 22	Brian Ragira (STAN)	David Berg (UCLA)
April 29	Ryon Healy (ORE)	Nick Vander Tuig (UCLA)
May 6	Mitchell Tolman (ORE)	Mark Appel (STAN)
May 13	Greg Zebrack (USC)	Cole Irvin (ORE)
May 20	Michael Benjamin (ASU)	Andrew Moore (OSU)
May 27	Kevin Newman (ARIZ)	Mark Appel (STAN)

2013 CONFERENCE REVIEW

Team Batting

	AVG	G	AB	R	H	2B	3B	HR	RBI	TB	SLG	BB	HBP	SO	GDP	OBP	SF	SH	SB	ATT
Arizona	.306	55	1819	368	556	73	35	13	335	738	.406	237	70	262	36	.400	30	71	98	129
Washington State	.293	55	1920	290	563	92	17	24	253	761	.396	148	70	361	21	.362	22	42	42	76
Oregon State	.289	65	2194	372	635	108	11	30	345	855	.390	266	62	372	44	.377	32	61	54	79
Arizona State	.288	60	2086	375	600	118	26	49	349	917	.440	220	68	385	44	.370	29	26	44	67
USC	.279	56	1883	230	526	95	11	18	209	697	.370	132	65	328	47	.344	24	44	38	64
Stanford	.279	54	1858	295	518	93	15	38	271	755	.406	182	47	315	41	.354	23	22	42	54
Washington	.275	56	1910	247	525	70	7	10	220	639	.335	132	78	312	47	.345	11	75	30	48
California	.268	54	1852	248	496	71	5	30	225	667	.360	163	57	355	34	.342	22	62	25	42
Oregon	.258	64	2066	313	533	106	15	24	280	741	.359	207	68	431	28	.342	22	99	82	115
Utah	.254	52	1733	229	441	74	18	16	192	599	.346	162	63	344	31	.338	12	65	76	109
UCLA	.250	66	2140	312	534	88	12	19	278	703	.329	280	82	436	29	.354	27	76	71	114

Team Pitching

	ERA	W-L	G	CG	SHO/CBO	SV	IP	H	R	ER	BB	SO	2B	3B	HR	AB	WP	HBP	BK	OAV
Oregon State	2.28	52-13	65	9	12/5	19	587.0	454	196	149	173	447	76	9	17	2092	38	55	0	.217
UCLA	2.55	49-17	66	3	9/8	26	601.0	482	196	170	163	457	76	10	19	2172	47	61	9	.222
Oregon	2.78	48-16	64	4	7/5	26	575.1	493	214	178	198	442	83	14	15	2071	40	62	2	.238
Stanford	3.38	32-22	54	5	3/1	13	482.1	451	232	181	189	407	71	11	25	1818	66	70	2	.248
Washington	3.88	24-32	56	0	0/0	12	499.0	501	255	215	203	324	106	12	30	1899	37	30	4	.264
Utah	3.92	20-31	52	1	2/1	8	461.1	495	261	201	158	347	72	17	13	1774	45	40	5	.279
Washington State	4.14	23-32	55	3	4/3	11	487.0	534	284	224	171	307	81	7	26	1874	32	36	4	.285
Arizona State	4.20	37-22	60	4	4/2	15	542.1	536	307	253	239	388	81	8	12	2021	37	79	10	.265
Arizona	4.41	34-21	55	4	1/1	16	486.0	491	280	238	161	357	66	26	17	1844	38	68	4	.266
California	4.61	23-31	54	0	0/0	8	486.1	551	278	249	178	355	69	18	29	1885	55	47	8	.292
USC	4.81	20-36	56	3	2/1	8	490.1	554	318	262	241	316	88	17	21	1884	43	61	11	.294

Team Defense

	C	PO	A	E	FLD%	DPs	CS	ATT	*PCT	PB	CI
Oregon	2514	1726	740	48	.981	47	28	59	.475	9	1
UCLA	2622	1803	767	52	.980	39	22	66	.333	15	1
Washington	2084	1497	537	50	.976	35	18	69	.261	4	0
USC	2163	1471	638	54	.975	46	34	69	.493	9	0
Arizona	2079	1458	569	52	.975	45	17	72	.236	17	4
Oregon State	2556	1761	724	71	.972	64	31	55	.564	16	0
California	2112	1459	591	62	.971	44	26	70	.371	15	0
Stanford	2112	1447	598	67	.968	47	19	59	.322	15	0
Arizona State	2444	1627	731	86	.965	56	26	121	.215	4	2
Washington State	2176	1461	632	83	.962	58	20	69	.290	11	1
Utah	2044	1384	573	87	.957	40	28	78	.359	13	0

*indicates percentage that team threw out opposing base stealers

Individual Batting (minimum 2.5 TPA/team game)

Player	AVG	GP-GS	AB	R	H	2B	3B	HR	RBI	TB	SLG	BB	HBP	SO	GDP	OBP	SF	SH	SB	ATT
Brandon Dixon, ARIZ	.369	55-55	214	57	79	13	5	6	51	120	.561	21	12	35	1	.443	6	4	30	37
Adam Landecker, USC	.351	51-51	202	31	71	18	1	2	25	97	.480	9	9	23	3	.401	2	7	6	8
Andrew Knapp, CAL	.350	54-53	206	34	72	16	0	8	41	112	.544	27	6	35	0	.434	3	0	4	6
Johnny Field, ARIZ	.347	55-55	222	58	77	11	7	5	39	117	.527	25	7	22	5	.424	3	6	16	21
Trent Gilbert, ARIZ	.344	55-55	221	45	76	13	5	0	49	99	.448	21	4	28	5	.407	2	3	5	9
Greg Zebrack, USC	.340	55-55	200	35	68	15	3	3	23	98	.490	18	10	42	4	.417	2	8	5	9
Andrew Ely, WASH	.338	55-53	201	29	68	4	1	0	14	74	.368	17	5	36	6	.404	0	22	1	4
Kevin Newman, ARIZ	.336	55-55	217	40	73	6	3	0	42	85	.392	20	4	13	4	.398	3	6	11	13
Michael Benjamin, ASU	.335	59-59	248	53	83	20	4	8	47	135	.544	10	5	54	5	.364	6	4	4	9
Dylan Davis, OSU	.335	63-62	257	45	86	22	3	5	61	129	.502	19	2	35	2	.379	4	1	8	11
Andy Peterson, OSU	.333	65-65	246	49	82	5	0	0	28	87	.354	16	6	38	5	.384	3	21	14	19
Ryon Healy, ORE	.333	59-59	228	44	76	20	0	11	56	129	.566	28	2	24	5	.408	2	0	5	8
Kasey Coffman, ASU	.332	59-59	232	57	77	13	5	8	44	124	.534	30	13	28	5	.430	4	1	9	15
Trek Stemp, WSU	.331	42-37	145	27	48	6	2	1	15	61	.421	7	3	21	0	.372	1	1	3	7
Brett Jacobs, WSU	.328	43-40	134	14	44	6	0	0	16	50	.373	6	7	16	2	.380	3	5	1	1

Individual Pitching (minimum 1.0 IP/team game)

Player	ERA	W-L	APP	GS	CG	SHO/CBO	SV	IP	H	R	ER	BB	SO	2B	3B	HR	OAV	WP	HBP	BK
David Berg, UCLA	0.92	7-0	51	0	0	0/7	24	78.0	55	8	8	11	78	6	0	2	.198	2	5	1
Andrew Moore, OSU	1.79	14-2	19	18	3	3/3	1	131.0	93	33	26	28	72	17	1	4	.207	6	11	0
Matt Boyd, OSU	2.04	11-4	20	18	4	3/1	1	132.2	92	33	30	33	122	17	0	5	.197	2	9	0
Mark Appel, STAN	2.12	10-4	14	14	4	2/0	0	106.1	80	37	25	23	130	13	2	2	.203	11	11	0
Tommy Thorpe, ORE	2.16	7-5	16	16	0	0/2	0	104.1	82	28	25	39	87	14	2	1	.225	7	8	0
Trevor Dunlap, WASH	2.16	4-3	29	4	0	0/0	6	66.2	56	19	16	20	52	6	1	6	.229	3	2	0
Nick Vander Tuig, UCLA	2.16	14-4	19	19	2	1/4	0	129.0	108	34	31	18	93	20	0	4	.229	10	8	0
Adam Plutko, UCLA	2.25	10-3	19	19	1	0/2	0	124.0	92	35	31	30	81	20	4	6	.208	2	9	3
Ben Wetzler, OSU	2.25	10-1	16	16	2	1/1	0	96.0	83	34	24	32	83	15	2	3	.239	3	6	0
Bobby Zarubin, STAN	2.32	3-3	14	10	0	0/0	0	54.1	46	23	14	27	34	8	0	1	.235	4	8	0
Wyatt Strahan, USC	2.45	4-3	13	12	1	0/0	0	80.2	72	31	22	41	45	7	3	4	.247	7	7	0
Cole Irvin, ORE	2.48	12-3	16	16	4	2/0	0	116.0	105	37	32	22	60	13	1	5	.248	2	9	1
Joe Pistorese, WSU	2.78	5-5	15	15	2	0/1	0	100.1	100	50	31	26	61	21	2	4	.263	4	5	3

2013 FINAL POLLS AND AWARDS

BASEBALL AMERICA

No.	School	Record
1.	UCLA	49-17
2.	Mississippi State	51-20
3.	North Carolina	59-12
4.	Oregon State	52-13
5.	LSU	57-11
6.	North Carolina State	50-16
7.	Indiana	49-16
8.	Louisville	51-14
9.	Vanderbilt	54-12
10.	Cal State Fullerton	51-10
11.	Virginia	50-12
12.	Florida State	47-17
13.	Kansas State	45-19
14.	South Carolina	43-20
15.	Oklahoma	43-21
16.	Rice	44-20
17.	Oregon	48-16
18.	Arkansas	39-22
19.	Virginia Tech	40-22
20.	Florida Atlantic	42-22
21.	Austin Peay	47-15
22.	Arizona State	37-22-1
23.	San Diego	37-25
24.	Oklahoma State	41-19
25.	Troy	42-20

COLLEGIATE BASEBALL

No.	School	Record	Pts.
1.	UCLA	49-17	497
2.	Mississippi State	51-20	493
3.	North Carolina	59-12	489
4.	Oregon State	52-13	488
5.	North Carolina State	50-16	486
6.	Indiana	49-16	484
7.	LSU	57-11	481
8.	Louisville	51-14	479
9.	Vanderbilt	54-12	478
10.	Cal State Fullerton	51-10	476
11.	Virginia	50-12	473
12.	Florida State	47-17	469
13.	South Carolina	43-20	464
14.	Rice	44-20	462
15.	Kansas State	45-19	460
16.	Oklahoma	43-21	457
17.	Oregon	48-16	448
18.	Arkansas	39-22	445
19.	Arizona State	37-22-1	442
20.	Virginia Tech	40-22	439
21.	Cal Poly	40-19	437
22.	Oklahoma State	41-19	436
23.	Troy	42-20	432
24.	Florida Atlantic	42-22	427
25.	Central Arkansas	42-22	426
26.	Liberty	36-29	422
27.	Clemson	40-22	420
28.	William & Mary	39-24	416
29.	Austin Peay	47-15	413
30.	San Diego	37-25	411

Pac-12 vs. Ranked Teams

Arizona	3-11
Arizona State	8-9
California	4-17
Oregon	8-11
Oregon State	16-7
Stanford	6-9
UCLA	16-6
USC	3-14
Utah	3-12
Washington	4-8
Washington State	5-10
TOTAL	76-114

Pac-12 vs. Other Conferences

ACC	2-1-0
Atlantic 10	2-0-0
Big East	2-3-0
Big Ten	10-2-0
Big 12	13-6-0
Big West	41-28-0
Conference USA	3-5-0
Great West	4-1-0
Horizon	4-1-0

ESPN/USA TODAY

No.	School	Record
1.	UCLA	49-17
2.	Mississippi State	51-20
3.	North Carolina	59-12
4.	Oregon State	52-13
5.	North Carolina State	50-16
6.	LSU	57-11
7.	Indiana	49-16
8.	Louisville	51-14
9.	Vanderbilt	54-12
10.	Cal State Fullerton	51-10
11.	Virginia	50-12
12.	South Carolina	43-20
13.	Florida State	47-17
14.	Kansas State	45-19
t-15.	Oregon	48-16
t-15.	Rice	44-20
17.	Oklahoma	43-21
18.	Arkansas	39-22
t-19.	Arizona State	37-22-1
t-19.	Virginia Tech	40-22
21.	Oklahoma State	41-19
22.	Florida Atlantic	42-22
23.	Georgia Tech	37-27
24.	Cal Poly	40-19
25.	Clemson	40-22

NCBWA

No.	School	Record
1.	UCLA	49-17
2.	Mississippi State	51-20
3.	North Carolina	59-12
4.	Oregon State	52-13
5.	North Carolina State	50-16
6.	LSU	57-11
7.	Indiana	49-16
8.	Louisville	51-14
9.	Vanderbilt	54-12
10.	Cal State Fullerton	51-10
11.	Virginia	50-12
12.	Florida State	47-17
13.	South Carolina	43-20
14.	Kansas State	45-19
15.	Rice	44-20
16.	Oklahoma	43-21
17.	Oregon	48-16
18.	Arkansas	39-22
19.	Oklahoma State	41-19
20.	Arizona State	37-22-1
21.	Virginia Tech	40-22
22.	Florida Atlantic	42-22
23.	Austin Peay	47-15
24.	Cal Poly	40-19
25.	Central Arkansas	42-22
26.	Mississippi	38-24
27.	Georgia Tech	37-27
28.	Campbell	49-10
29.	Clemson	40-22
30.	South Alabama	43-20

PERFECT GAME USA

No.	School	Record
1.	UCLA	49-17
2.	Mississippi State	51-20
3.	North Carolina	59-12
4.	Oregon State	52-13
5.	LSU	57-11
6.	Indiana	49-16
7.	North Carolina State	50-16
8.	Cal State Fullerton	51-10
9.	Louisville	51-14
10.	Vanderbilt	54-12
11.	Virginia	50-12
12.	Florida State	47-17
13.	South Carolina	43-20
14.	Kansas State	45-19
15.	Oklahoma	43-21
16.	Rice	44-20
17.	Oregon	48-16
18.	Virginia Tech	40-22
19.	Arkansas	39-22
20.	Florida Atlantic	42-22
21.	Arizona State	37-22-1
22.	San Diego	37-25
23.	Oklahoma State	41-19
24.	Austin Peay	47-15
25.	Troy	42-20

2013 Honors and Awards

DAVID BERG (RHP, So.)

- NCBWA Stopper of the Year
- Pac-12 Pitcher of the Year
- Baseball America All-America, first team
- Louisville Slugger/Collegiate Baseball All-America, first team
- NCBWA All-America, first team
- Perfect Game USA All-America, second team
- All-Pac-12 Conference Team
- ABCA All-West Region, first team
- Pac-12 Pitcher of the Week (April 22)

CHRISTOPH BONO (OF, RFr.)

- Pac-12 All-Academic, honorable mention

BRIAN CARROLL (OF, Jr.)

- All-Pac-12 Conference Team, honorable mention
- Pac-12 All-Academic, honorable mention

RYAN DEETER (RHP, RJr.)

- NCAA Elite 89 Award winner
- Pac-12 All-Academic, first team
- Capital One Academic All-District VIII Team

JAMES KAPRIELIAN (RHP, Fr.)

- Louisville Slugger/Collegiate Baseball Fr. All-America
- Perfect Game USA Fr. All-America, second team

KEVIN KRAMER (INF, So.)

- All-Pac-12 Conference Team, honorable mention

ADAM PLUTKO (RHP, Jr.)

- All-Pac-12 Conference Team

JOHN SAVAGE (Head Coach)

- Baseball America National Coach of the Year
- Collegiate Baseball National Coach of the Year
- Perfect Game USA National Coach of the Year
- ABCA National Coach of the Year

MAX SCHUH (RHP, RSo.)

- Pac-12 All-Academic, honorable mention

PAT VALAIKA (INF, Jr.)

- Pac-12 Defensive Player of the Year
- Division I Rawlings Gold Glove Team
- All-Pac-12 Conference Team
- ABCA All-West Region, first team

NICK VANDER TUIG (RHP, Jr.)

- All-Pac-12 Conference Team
- Pac-12 Pitcher of the Week (April 29)

ZACK WEISS (RHP, Jr.)

- Pac-12 All-Academic, honorable mention